














Kindy Learning from home - Week 2

	Monday	Tuesday	Wednesday	Thursday	Friday
Weekly Challenge	 This week we are getting ready to come back to school. Find your school bag, lunch box and drink bottle. Get your uniform, shoes and socks ready. 				
Phonics	20 minutes of Phonics Hero	Phonics activity on Seesaw	20 minutes of Phonics Hero	Phonics activity on Seesaw	20 minutes of Phonics Hero
Writing	<p>Weekend Journal</p> <p>Draw a picture of something you did over the weekend.</p> <p>Write 3 or more sentences about it.</p> <p>Remember to use:</p> <ul style="list-style-type: none"> capital letters spaces between words full stops camera words sounding out tricky words describing words 	<p>Koala Labelling</p> <p>Head to your Seesaw activities for a video about Koalas.</p> <p>Then use the template to label the features of a Koala.</p>  	<p>What if Wednesday?</p> <p>You look out your bedroom window. A tall gum tree grew overnight. There sitting in the fork of the tree is a koala looking at you.</p> <p>What do you do? What does the koala do?</p> <p>Use your imagination to create a story.</p>	<p>Handwriting</p> <p>Enjoy a handwriting lesson on Seesaw from Miss Taylor</p> <p>You will need either a whiteboard and a marker or a pencil and some paper.</p>  	<p>Fun Fact Friday</p> <p>We have been learning all about koalas this week.</p> <ul style="list-style-type: none"> Can you write 3-4 interesting facts you have learnt or found out about koalas? Did you write a fact that was a Fun Fact? 
Reading	<p>Enjoy Miss North reading 'Koalas Eat Gum Leaves' by Laura Bunting</p> 	<p>Enjoy reading a story on either Woshko OR epic!</p>	<p>Enjoy Ms Taylor reading 'One Keen Koala' by Margaret Wild & Bruce Whatley</p> 	<p>Enjoy Miss Taylor reading 'Koala Lou' by Mem Fox</p> 	<p>Enjoy Mrs Neeves reading 'Koala Bare' by Jackie French</p> 

Break

Complete your mathematics tasks.

Maths

Equal sharing




Complete the Seesaw activity by sharing the food onto the plates equally.

Record your voice.

How many did you start with?
Describe how you have shared the food equally?

How many on each plate?



Double Hunt

[Instructional video](#)

Watch as a mix of Dominos are sorted into doubles and not doubles.

Using paper and pencils, sort out the remaining dominos into a table.



Find something around your house that shows doubles and not doubles.



Rows of beads



Today we are going to make patterns of equal groups.

You could make your patterns using real string and playdough or glue paper circles onto a line on paper.

Using the number 12, place them on the string in equal groups (each group can be a different colour or the same but separated).

Take a photo of 3 different ways you can group a collection of 12.



Telling time



Watch the video to revise telling O'Clock time.

[Analogue time](#)

Create a homemade clock to use today.

Make sure you can move the short and long hands around the clock.

Sticks are perfect.

Show the time on your clock when you had breakfast, lunch, dinner and choose one more activity to show what time it was.



Bunches of balloons

[Instructional video](#)

You will need:









Pen and paper

18 mini balloons - these can be playdough balls, rocks, counters.

Follow along and put your balloons into equal groups.



Take a picture of your work and upload it to your journal.

Break						
Library		Science	Geography/ History	Physical Education	Visual Arts	
Other Learning Areas	<p>Visit the library tab on the TPS website.</p> <p>Choose a book and activity from Mrs Kynaston.</p> 	<p>What do living things need?</p> <p>Code 1423</p> 	<p>Location of places</p> <p>Code 8532</p> <p>In this week's lesson we take a look at:</p> <p>What is a map and what types of places you might find on a map?</p> 	<p>Sport with Mr DJ</p> <p>Head to the TPS website and choose a fun activity from Mr DJ</p> <p>OR</p> <p>Enjoy a Hey Duggee Workout</p> <p>OR</p> <p>Do some Cosmic Yoga</p> 	<p>Koala Artwork</p> <p>Follow along and draw this cute cartoon Koala.</p> <p>Let's Draw a Koala</p> 	
	French					Music
		<p>Visit the French tab on the TPS website.</p> <p>Look for the French activity for Week 2 from Madame Marot.</p> 		<p>Look at the map from the video.</p> 		<p>Join Mrs Mac (Miss Strahle) on Seesaw for a fun Musical activity.</p>  <p>OR visit the TPS Music Website for Week 2 Activities.</p> 