







Kindy Learning from home - Week 2

	Monday	Tuesday	Wednesday	Thursday	Friday
Phonics	Complete 20 minutes of Phonics Hero				
Writing	<p>Weekend Journal</p> <p>Draw a picture of something you did over the weekend. Write a sentence about it.</p> <p>Remember to use:</p> <ul style="list-style-type: none"> • capital letters • spaces between words • full stops • camera words • sounding out 	<p>Camera Words</p> <p>Choose 5 camera words from this list.</p> <p>Make them using items of nature you can find in your garden.</p> <p>E.g. pebbles, twigs, flowers, leaves etc</p>	<p>Writing Lesson from Mrs O’Keefe</p> <p>Go on to your Seesaw activities and look for a writing lesson from Mrs O’Keefe.</p> <p></p>	<p>Daily Journal</p> <p>Draw a picture of something you have done today. Write a sentence about it.</p> <p>Remember to use a capital letter and full stop. Impress your mum and dad by sounding out words you don’t know.</p>	<p>Free Writing Friday</p> <p>Today is free writing Friday. You can choose what to write about today. You may like to write about something you have done this week, your favourite animal or even create your own story.</p> <p>Remember to use:</p> <ul style="list-style-type: none"> • capital letters • spaces between words • full stops • camera words • sounding out
Reading	<p>Enjoy Miss North reading “Rainbow Bear” by Stephen Michael King</p> <p></p>	<p>Choose your own book.</p> <p>OR</p> <p>Read a book from the Premier’s Reading Challenge.</p>	<p>Enjoy Ms Taylor reading “The Fantastic Flying Books of Mr Morris Lessmore” by William Joyce.</p> <p></p>	<p>“Room on the Broom” by Julia Donaldson. Room on a Broom</p>	<p>Enjoy Mrs Neeves reading “Jeremy” by Chris Faille</p> <p></p>

Break

Maths

Complete your mathematics tasks.

Halves

If we wanted to share a lamington fairly between Miss North & Mrs Neeves, how could we do it? Draw and decorate a yummy rectangular lamington.



Cut it out and cut the lamington so it is two equal pieces.

Explain to your teacher/parent why it is fair.



This is not half

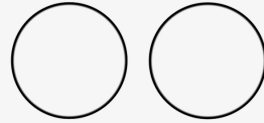
Trace around 4 or 5 different shaped objects on a piece of paper. cut and colour them in. Remember when you trace around something you need to keep the pencil close to the object and hold it steady.

Divide them into two parts that are not half. Explain to your teacher or parent why they are not half.



Half of a number

Get out your playdough or collection of lego/figurines. Draw two large circles on a piece of paper.



Start your collection with a group of 6. Can you half the collection?

Choose different numbers to make groups between 1-30. Say the number is half of the number.
3 is half of 6.

Make it, say it, draw it and write it anywhere you like.

Two halves make a whole

Create a monster.
Get one large piece of paper and fold it down the middle to crease it. Open it back to flat. Put paint in the middle of the page in blobs. Fold the paper in half and press on the paper moving away from the centre. When you're ready, open to reveal your monster.

He/she has two equal sides.

While the paint is wet, cut out two eyes, a nose and a mouth from another blank piece of paper. Stick them down.

Add and subtract

Draw a life size number line with chalk. Roll a dice and jump forward. Choose a pattern. for example 2 forward and one back. Roll a dice and jump forward and back on the numberline.




Break

Other Learning Areas

French

Visit the TPS website and complete the French [worksheet](#) from Madame Marot.



Library

Visit the TPS website and choose [a book](#) from Mrs Kynaston.



Designed by Pngtree

Science

Design and make a toy

Think about all the toys we had in the classroom and how they moved, either by push or pull.

Now design - draw a toy that can be pushed or pulled to play with.



When you design your toy, think about the materials you will need to make it. The materials can only be things that you have at home in your recycling bin!!!

[Make a toy](#)
Code 1423

Geography/ History

Your favourite place

Find your favourite place at your house.



Draw a picture and tell your parents/teacher what makes it special to you.

Physical Education

It's important to move our bodies everyday!

Go for a walk, a bike ride or a scooter ride with your mum, dad, brother or sister.

Look at the TPS website for [activities from Mr DJ](#).

OR

Do some [Cosmic Yoga](#).



Visual Arts

Recycled art - mud crab



Follow the instructions on seesaw.



Music

Visit the TPS website and choose a fun activity from Mrs Mac's (Miss Strahle) [choice board](#)



