








Kindy Learning from home - Week 3

	Monday	Tuesday	Wednesday	Thursday	Friday
Phonics	Complete 20 minutes of Phonics Hero				
Writing	<p>Weekend Journal</p> <p>Draw a picture of something you did over the weekend. Write a sentence about it.</p> <p>Remember to use:</p> <ul style="list-style-type: none"> • capital letters • spaces between words • full stops • camera words • sounding out tricky words 	<p>Camera Words</p> <p>Find an old paintbrush and a bucket of water.</p> <p>Use your list of camera words.</p> <p>Find a place outside, like a path, driveway or a deck.</p> <p>Paint your camera words and see how long it takes for the sun to eat them all up.</p> 	<p>Writing Lesson from Mrs O'Keefe</p> <p>Go to your Seesaw activities and look for a writing lesson from Mrs O'Keefe.</p> 	<p>Daily Journal</p> <p>Draw a picture of something you have done today.</p> <p>Write a sentence about it.</p> <p>Remember to use a capital letter and full stop.</p> <p>Impress your mum and dad by sounding out words you don't know.</p>	<p>Free Writing Friday</p> <p>Today is free writing Friday. You can choose what to write about today. You may like to write about something you have done this week, your favourite animal or even create your own story.</p> <p>Remember to use:</p> <ul style="list-style-type: none"> • capital letters • spaces between words • full stops • camera words • sounding out
Reading	<p>Enjoy Miss North reading "How to Catch a Star" by Oliver Jeffers.</p> 	<p>Choose your own book.</p> <p>OR</p> <p>Read a book from the Premier's Reading Challenge.</p>	<p>Enjoy Ms Taylor reading "Thelma the Unicorn" by Aaron Blable.</p> 	<p>Enjoy listening to Library Lion. then draw a lion following the steps.</p> <p>Let's draw a lion</p>	<p>Enjoy Mrs Neeves reading "What Noise Comes From a Giraffe?" by Craig Mac Lean</p> 

Little Scribe

Mini Writers Festival

Follow the links each day for the live stream.

From 9:30am - 10:10am

Journalist - Fact vs Opinion

[Little Scribe Author Kristin Darell](#)



After watching, see if you can have a go at this activity.

Choose a person or character to interview.

If you could interview anyone or anything, who or what would it be?

Why have you chosen them?

Chasing Rainbows

[Little Scribe author Katrina McKelvey](#)



After watching, see if you can have a go at this activity.

Look at the picture prompts.

- Record or write your ideas for different stories.

Bear in Space

[Little Scribe author Deborah Abela](#)



After watching, see if you can have a go at this activity.


Explore the picture prompts of different worlds.

Describe:

- What do you see?
- Who would you meet there?
- What you might find?
- What would you do?

Elephants Have Wings

[Little Scribe author Susanne Gervay](#)



After watching, see if you can have a go at this activity.

Invent your own character.

Create a character profile or write a description of:

- Who your character is
- What they look like
- Things that they do
- Things that have happened to them
- Personality traits

What's in the Box

[Little Scribe author Jo Mularczyk](#)



After watching, see if you can have a go at this activity.

Write and draw an example of an object or thing for every letter of the alphabet.

For example:
A is for apricot.
B is for broom.

Break

Maths

Complete your mathematics tasks.

Estimating

Put a group of twenty items into a bowl, for example, Lego/stones or pasta and take a handful.

Take a quick look and estimate how many you think you have picked up. Write your estimate down and then count to check the exact number.

Write your counted number down and see how close you were.

Repeat, writing both numbers down as you go.



Zap zero

Arrange 20 toys so they are sitting in a circle.

Count backwards from twenty down to zero pointing to each toy as count down. When the number sequence reaches zero, the toy that is "zero" is zapped. Remove that toy from the circle.

Continue the activity, commencing the backward count from twenty again.

Continue until you have one toy as the winner.



Number walk

Go for a walk and write down all the numbers you can see.

Make a list or take some photos

Then write them down when you get home.



More than/less than

Using your group of items, grab a handful.

Count them up and write the number down.

Can you tell your parent or carer 2 numbers that are more than and 2 that are less than.

Repeat with a new handful of items.



Add and subtract

Set yourself up with number cards you have created, a deck of playing cards or the online dice.

Choose two numbers or roll two dice and add them together.








Write your numbers down. Start with addition and move to subtraction if you wish.

Remember to subtract the smaller number from the larger number.

The online dice is good for this. You can select to use 2 or 3 dice if you want a challenge.

[Online dice](#)
[Printable number cards](#)

Break

Other Learning Areas	French	Science	Geography/ History	Physical Education	Visual Arts
	<p>Visit the French tab on the TPS website.</p> <p>Look for the French activity for Week 3 from Madame Marot.</p> <div style="display: flex; justify-content: center; gap: 20px;"> <div style="background-color: blue; width: 30px; height: 80px;"></div> <div style="background-color: red; width: 30px; height: 80px;"></div> </div>	<p>What can I see?</p> <p>Code 1423</p> <p>This is the first lesson in looking around and seeing things and what they are made of.</p> <p>You will see some tools people use to see things better.</p> <p>There is a story to read and some questions after to respond to.</p> <div style="text-align: center;">  </div>	<p>Special places</p> <p>Code 8532</p> <p>Watch the video and answer the following questions.</p> <p>You may wish to write the answers down or tell your teacher via video.</p> <p>What is Jimmy's special place?</p> <p>How do we know it is special?</p> <p>Why might it be special?</p> <div style="text-align: center;">  </div>	<p>Sport with Mr DJ</p> <p>It's important to move our bodies everyday!</p> <p>Go for a walk, a bike ride or a scooter ride with your mum, dad, brother or sister.</p> <p>Head to the TPS website and choose a fun activity from Mr DJ</p> <p style="text-align: center;">OR</p> <p>Do some Cosmic Yoga.</p> <div style="text-align: center;">  </div>	<p>Nature Art</p> <p>On your walk or in your garden find different flowers, seeds, leaves, sticks. Look for different colours and shapes.</p> <div style="text-align: center;">  </div> <p>Look at the video example on seesaw and create your own beautiful piece of art. Don't forget to share it with your teacher.</p> <div style="text-align: center;">  </div>
	Library	<p>Visit the library tab on the TPS website. Choose a book and activity from Mrs Kynaston.</p> <div style="text-align: center;">  </div>			
					<p>Look out for a Seesaw Activity from Mrs Mac (Miss Strahle).</p> <div style="text-align: center;">  </div> <p>OR visit the TPS Music Website for Week 3 Activities.</p>