




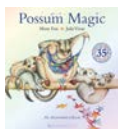






Kindy Learning from home - Week 7

	Monday	Tuesday	Wednesday	Thursday	Friday
Kindness Challenge	 This week we are focussing on spreading <i>kindness</i> and making others smile. Your challenge is to help your family make breakfast in the morning. 				
Phonics	20 minute of Phonics Hero	Secret Sentence activity on Seesaw	1 page from your Phonics Book	20 minutes of Phonics Hero	1 page from your Phonics Book
Writing	Weekend Journal Draw a picture of something you did over the weekend. Write 2 sentences about it. Remember to use: <ul style="list-style-type: none"> capital letters spaces between words full stops camera words sounding out tricky words describing words 	Handwriting Enjoy a handwriting lesson on Seesaw from Miss North. You will need either a whiteboard and a marker or a pencil and some paper.  Then complete one page from your handwriting booklet.	Writing Lesson from Mrs O'Keefe 	Games Booklet - BINGO You will need <ul style="list-style-type: none"> Unit 5 & 6 camera words The cloud page from your games booklet Write a different camera word in each cloud. Then ask an adult to read the words and you play until you have covered them all and say "Bingo". Challenge - an adult could spell the word and you have to find it!	Free Writing Friday Today is free writing Friday. You may write about anything your heart desires. You could write about something you've done, create a story or list some facts. Remember to use: <ul style="list-style-type: none"> capital letters spaces between words full stops camera words sounding out
			Whole Class Zoom Session Kindy Green - 10am Kindy Red - 10am Kindy Yellow - 10am 		
Book Week	Welcome to Book Week Each day there will be a Seesaw activity for book week. Today complete the 'Who am I?' puzzle on Seesaw activities.	Possum Magic Activity 	Book Week Parade 	Can you name the books? Complete the Seesaw activity. Can you name all the picture books?	I'm a Dirty Dinosaur 

Break

Complete your mathematics tasks.

Maths

Building towers


You will need:

- some blocks or LEGO
- a dice, numeral cards 1-6 or spinner
- pencils or markers

Choose 4 numbers to build as your towers (e.g. 5, 7, 11 and 3). Roll a dice and use the number of bricks to build up your towers.

Take turns until one player gets the exact roll to complete the last tower.

You can also play this in reverse.



[Follow the video instructions](#)

Addition Hopscotch

Create a hopscotch board with some numbers of your choice.

You will need:

- Your board, however you want to do it: on the ground with chalk or on a large piece of paper in miniature form.
- Something to toss: rolled up socks or a counter.

Toss your object onto the board. Move to where it lands. Think of 2 numbers that together make your number.

Record your numbers and all the combinations you can think of.



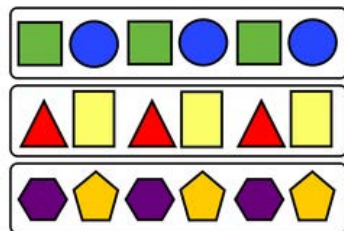
Patterns

Watch the video link to remind yourself what an AB pattern is.

Make an AB pattern where you are changing attributes such as:

- Shape
- Size
- Position
- Quantity

Take a photo of your patterns and add it to your journal.



[Follow the video instructions](#)

Data

[Watch the video](#)

Watch a girl collecting data on the colour of cars that pass her house.

She then creates a bar graph.


Create your own bar graph using the car colour data on Seesaw.











Seesaw

Ordering numbers

Complete the three activities on Seesaw to order numbers 1 - 20




Seesaw

Break						
Other Learning Areas	Library	Science	Geography/ History	Physical Education	Visual Arts	
	<p>Let's get excited for Book Week!</p>  <p>Enjoy Mrs Neeves reading 'The Book Week Monster'</p>  <p>Optional Book Week activities.</p>	<p>Why are objects made of different materials?</p> <p>Follow the link, listen to the story, experiment and then design.</p> <p>Why is it made that way?</p> <p>Code 1423</p> 	<p>Country</p> <p>Code: 8532</p> <p>In this lesson, watch the story 'My Country' and click on the Ebook.</p> <p>See how Aboriginal and Torres Strait Islander people have strong connections to the land they look after.</p> 	<p>Sport with Mr DJ</p> <p>Head to the TPS website and choose a fun activity from Mr DJ</p> <p>OR</p> <p>Choose an activity from School Camp at Home</p> <p>OR</p> <p>Do some Cosmic Yoga</p> 	<p>A Puppet Show</p>  <p>Listen to the story. Create your own puppets and have fun retelling the story or make one up of your own.</p> 	
	French					
	<p>Visit the French tab on the TPS website.</p> <p>Look for the French activity for Week 7 from Madame Marot.</p> 