














Kindy Learning from home - Week 9

	Monday	Tuesday	Wednesday	Thursday	Friday
Kindness Challenge	 This week we are focussing on spreading <i>kindness</i> and making others smile. Your challenge is to help take out the recycling to the recycling bin . 				
Phonics	20 minute of Phonics Hero	Phonics activity on Seesaw	1 page from your Phonics Book	20 minutes of Phonics Hero	1 page from your Phonics Book
Writing	<p>Weekend Journal</p> <p>Enjoy a writing lesson on Seesaw from Miss Richards.</p>  <p>Then draw a picture of something you did over the weekend. Write 2 sentences about it.</p> <p>Remember to use:</p> <ul style="list-style-type: none"> capital letters spaces between words punctuation camera words/sounds describing words 	<p>Camera Words</p> <p>You will need two sets of camera words for this activity.</p>  <p>Use your camera words to play a game of snap.</p> <p>Share the camera words equally between the players. Take turns placing them on a pile. Say each camera word as you put it down.</p> <p>If they match, yell... SNAP!</p>	<p>Writing Lesson from Mrs O'Keefe</p> <p>Enjoy an imaginative writing lesson about 'The Three Billy Goats Gruff'</p> 	<p>Handwriting</p> <p>Enjoy a handwriting lesson on Seesaw from Mrs Neeves.</p> <p>You will need either a whiteboard and a marker or a pencil and some paper.</p> 	<p>Free Writing Friday</p> <p>Today is free writing Friday. You may write about anything your heart desires. You could write about something you've done, create a story or list some facts.</p> <p>Remember to use:</p> <ul style="list-style-type: none"> capital letters spaces between words full stops camera words sounding out
Reading	<p>Enjoy Miss Richards reading 'Hairy Maclary from Donaldson's Dairy' by Lynley Dodd</p> 	<p>Enjoy reading a story on</p> 	<p>Enjoy Ms Taylor reading 'Tabby McTat' by Julia Donaldson</p> 	<p>Enjoy reading a story on</p> 	<p>Enjoy Mrs Neeves reading "Rose meets Mr Wintergarten" by Bob Graham</p> 

Break

Complete your mathematics tasks.

Maths

The counting game

You will need:

- 24 items (pasta or counters)
- pencils or markers

Use 24 as a target number.


Take turns to count on by saying the next 1, 2 or 3 number words in the sequence.

Placing the items into a central pile as they are counted.

Players collect a point if they say the target number.

Try playing forward and backward.

[Watch the instructional video](#)



Masking Tape Maze

Using masking tape or ribbon create a miniature maze for your cars or figurines to travel through.

Now, guide your toy through the maze using words like: turn right, turn left, move forward, move backwards.

Watch the [Left and right song](#)

Take a picture and upload it to seesaw.



Canteen Money

Watch [Australian coins](#)

In the video they show how to order coins from the least in value to the most.



Sort the coins on Seesaw



Make a lunch order bag out of paper and sticky tape.



Choose two of your favourite things to order.

Write your name and class on the top.

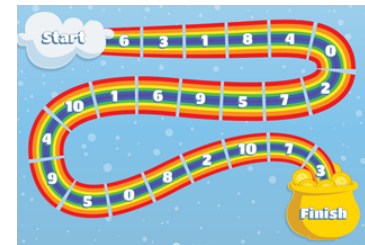
Then, write your items and how much they cost.

[Canteen menu](#)

Rainbow Number Fact Board Game

Use the board game on Seesaw or create your own.

Follow the instructions to collect the most imaginary coins.



Sorting

You will need:


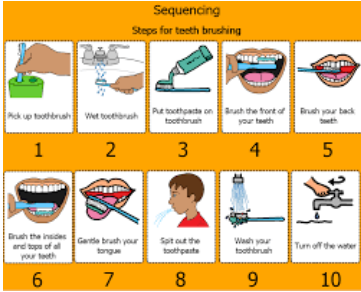







- A collection of items (about 20 things) that can be sorted in different ways.

[Instructions](#)

Find different ways you can sort your own collection of things.

Draw pictures of the different ways you could sort your collection of items. Ask someone to help you label them.



Break					
Library	Science	Geography/ History	Physical Education	Visual Arts	
<p>Other Learning Areas</p>	<p>Visit the library tab on the TPS website.</p> <p>Choose a book and activity from Mrs Kynaston.</p> 	<p>Why is sequence important? Code: 1423</p> <p>If we can follow a sequence we can do many things. Can you follow a sequence? Can you write a sequence for someone to follow?</p> 	<p>Famous Australian Places</p> <p>Uluru</p> <p>Code: 8532</p> <p>In this lesson take a look at a very famous Australian Aboriginal place.</p> 	<p>Sport with Mr DJ</p> <p>Head to the TPS website and choose a fun activity from Mr DJ</p> <p>OR</p> <p>Choose an activity from School Camp at Home</p> <p>OR</p> <p>Do some Cosmic Yoga</p> 	<p>Hooray! It's Spring</p> <p>Let's make some beautiful butterflies. You will need some paint and some paper.</p>  <p>Head to you Seesaw activities for the instructions.</p> 
	<p>French</p> <p>Visit the French tab on the TPS website.</p> <p>Look for the French activity for Week 9 from Madame Marot.</p> 	<p>Technology</p> <p>Enjoy practicing your technology skills with a lesson from Mr Rowland.</p> 			<p>Music</p> <p>Look out for a fun Seesaw Activity from Mrs Mac (Miss Strahle).</p>  <p>OR visit the TPS Music Website for Week 9 Activities.</p> 