


Monday 11th October

Connect
and Care

Watch today's connect and care video – [Big Scissors](#)



Morning
Session

Reading

Check Seesaw for the book you will be reading this week.
Practise reading this same book every day until Friday.

Continue to focus on:

- reading more smoothly (fluently) by chunking words together instead of reading word-by-word which makes us sound like a robot
- adding expression by paying attention to the punctuation and changing your voice for different characters




Phonics

Check Seesaw and have a go at spelling some /oo/ sound words.



Punctuation - Ways we can end a sentence?

1. Watch  The Sentence Song - 'Capital Letter' + 'Full Stop' Version | Scratch Garden
2. Are you an expert? Have a go at using these punctuation marks. Write an interesting sentence, an interesting question and an interesting exclamation.

Break - [Juggling](#)

Middle
Session

Mathematics- Data - Asking the right question

1. Data is information and data is everywhere! We collect data to help us find out about the world.
2. Brainstorm 3 questions you could ask in your family to gather information. Here are some examples:
 - What colour shoes do my family most wear?
 - What fruit do my family most eat during the week?
 - What bird lands mostly in my backyard?
3. Choose one question that you would like to use this week to gather data on.




Break

Afternoon
Session

Music with Mrs Mac

Go onto the school website and see what activity Mrs Mac has ready for you. [TPS Music](#)



Tuesday 12th October

Connect
and Care

Watch today's connect and care video – [Take 5 breathing](#)



Morning
Session

Modelled Reading

1. Watch Ms Beswick read 'The Cautious Caterpillar'
2. Re-read your book for this week and remember to read with fluency and expression like Ms Beswick



Phonics

Go on an /oo/ sound word search.



Punctuation - Commas

Check Seesaw for your task on commas.



Break - [Leaf tracing](#)

Middle
Session

Mathematics- Collecting Data

1. Today you are going to gather data about your question. To do this you are going to use tally marks.
2. Watch the video on Seesaw about Data. The man is asking the question, what colour shoes do my friends wear? He creates a table to show various shoe colours and uses **tally marks** to gather his data as his friends walk by.
3. Think about your question. Do you need to draw a table to organise your data? Begin gathering your data by using tally marks. See example on the right.

Vehicles on the road	Number of vehicles
Car	
Bike	
Lorry	
Bus	
Motorbike	

Break

Afternoon
Session

Physical Education

Choose an activity from the PE learning tab on the school website and/or head outside for some fresh air and activity of your choice!



Wednesday 13th October

Connect and Care

Listen to today's connect and care video - [Keep hydrated](#)



Morning Session

Reading & Comprehension

Good readers **understand** what they read. One way they do this is by asking questions to get a better understanding.

1. Get some sticky notes and a pencil (just a piece of paper is fine if you don't have any sticky notes)
2. While you re-read your assigned book for this week, write down any questions that come to mind and stick them on the page you are reading (or write them down on your paper).
3. When you have finished, go back and read your questions. Were they answered in the end? If some weren't answered, what do you think the answers to these questions might be based on what you have read, or what you already know. If you can't think of the answers, discuss your question(s) with an adult.

Punctuation - Speech marks

Check Seesaw for your work on speech marks.



Break - [Tree pose](#)

Middle Session

Mathematics - Data - Creating a graph

1. Complete the pages **Creating a Graph (A)** and **Creating a Graph (B)** on Seesaw. You may want to print the sheets if you have a printer or you can complete the sheets on Seesaw.



Mathletics

Complete your mathletics tasks.



Break








Afternoon Session

French

Choose an activity from the French learning tab on the school website [French](#)



Thursday 14th October

<p>Connect and Care</p>	<p>Watch today's connect and care video - Tricky scissors</p> 	
<p>Morning Session</p>	<p>Modelled Reading & Grammar</p> <ol style="list-style-type: none"> 1. Watch 'The Messy Magpie' read by Ms Beswick and think about the expression being used when listening to the book. 2. Pick out 3 nouns and 3 verbs and 3 adjectives from the book. 	
	<p>Punctuation</p> <p>Check Seesaw for your assigned task.</p> 	
<p>Break - Textures</p>		
<p>Middle Session</p>	<p>Mathematics - Analysing Data</p> <ol style="list-style-type: none"> 1. Complete the worksheets assigned on Seesaw Analysing Data pages 18, 19 and 20. 	<p>Mathletics</p> <p>Complete your mathletics tasks.</p> 
<p>Break</p>		
<p>Afternoon Session</p>	<p>History - Past and Present Family Life</p> <p>Check Seesaw for your assigned task.</p>  	



Friday 15th October

Connect and Care

Watch today's connect and care video - [Mindful posing](#)



Morning Session

Reading

Read your assigned book to your sibling(s) or parents as their bedtime story.

Don't forget to show off all your fluency and expression you have been practising.

Ready for school task

Get dressed in your summer school uniform all the way down to your shoes and socks!

When you take it off, fold it neatly and put it in a special place so you will be all ready on Monday.



Library- Choose an activity from Mrs Kynaston's list from the Library learning tab on the school website.
[Library](#)



Break - [Dice star jumps](#)

Middle Session

Drama- What is Mime? Watch: <https://video.link/w/Jh18c>

Activity: Start the mime!

Choose one of the situations below and record yourself miming the actions

- Getting ready before school in the morning (waking up, brushing teeth, eating breakfast, getting dressed)
- A puppy that has just seen its owner
- Hitting a homerun in baseball
- Racing a car
- Ballet dancing or ballroom dancing
- Being scared by something

Next, create your own scenario. (Record and share both mime acts on Seesaw if you like).

Break

Afternoon Session

Feel good Friday!

Free time to do something that makes you feel good... enjoy a break.





Turrumurra Public School
Year 1: Learning From Home
Term 4 - Week 2
