






Turramurra Public School

Year 1: Learning From Home

Term 3 - Week 4

Monday 2nd August






Today's Special Task	Can you tidy up your toys/belongings from around the house?	Premier's Reading Challenge Storytime	The Last Anzac by Gordon Winch - 📺 The Last ANZAC - Written by Gordon Winch, Illus...	
English - Reading - Read a book aloud to a family member or toy.				
Morning Session	English- Be a Little Scribe reporter - Video You will need: <ul style="list-style-type: none">• Something that can act as your 'microphone' (eg; a glue stick, some pens with a rubber band, something that you made etc• A camera person to film your report (ask nicely) Step 1: Choose something to report. This could be an Olympic race or game; someone cooking dinner; the life of your pet/toy/brother or sister. Step 2: Write down some facts you are going to report. Step 3: Choose where you are going to film. following your pet; in the kitchen; a place to do with an Olympic sport eg: soccer field <i>Upload your video to seesaw if you like</i>	OR Writing/drawing/photo Step 1: Choose something to report. This could be an Olympic race or game; someone cooking dinner; the life of your pet/toy/brother or sister. Step 2: Write down some facts you are going to report or the story that is true. Step 3: Draw some pictures/ take some photos that go along with your facts. <i>Upload your work to seesaw if you like</i>		
	Break			
	Middle Session	Mathematics - Addition & Subtraction Watch the Number Line Jump PowerPoint and complete the questions at the end. There is a number line template for you to print and use.  		
	Break			
Afternoon Session	Music with Mrs Mac Go onto the school website and see what activity Mrs Mac has ready for you. She may ask you to upload something to Seesaw for her to see. https://sites.google.com/view/tps-music/			



Turramurra Public School

Year 1: Learning From Home

Term 3 - Week 4

Tuesday 3rd August			
Today's Special Task	Can you check the letterbox with your parents or the person you live with?	Premier's Reading Challenge Storytime	Leonard the Lyrebird by Jodie McLeod -  Leonard the Lyrebird by Jodie McLeod ~ ...
English - Reading Ask an adult to read a book to you today. Design a bookmark for the text you read. Decorate it with pictures about the text.			
Morning Session Choose ONE task	English- Sight Word Hunt Write down 10 words that you know you know how to spell on big pieces of paper. Have a family member hide the words. Go on a sight word hunt. Once you have found all 10 words, put them in alphabetical order .	Literacy Planet Spelling words 2 tasks only 	Phonics Workbook Complete a page from your phonics workbook
Break			
Middle Session	Mathematics - Addition & Subtraction What happens when we add: <ul style="list-style-type: none"> - 2 odd numbers together? - 2 even numbers together? - an odd number with an even number? Can you see a pattern? Complete the activity 'Two Numbers Under a Microscope' https://nrich.maths.org/8059	 	
Break			
Afternoon Session	Physical Education Go to PE with Joe and choose an activity PE With Joe . AND/OR choose an activity from the PE learning tab on the school website.		






Turramurra Public School

Year 1: Learning From Home

Term 3 - Week 4

Wednesday 4th August

Today's Special Task	Can you water any plants in your house or garden today?	Premier's Reading Challenge Storytime	Malu Kangaroo by Judith Morecroft - 🇬🇧 Malu Kangaroo by Judith Morecroft and ...
English - Reading Read a book in EPIC and see if you can find a word you haven't seen before. Click on the word to see its meaning. Share your new word with someone.			
Morning Session	English - Describing PART 1 Read the description of the animal. Draw what you think the animal looks like. Take your time. This animal has a body. Its body is covered in fur. It has a tail. It has four legs and four feet. It has two ears and eyes. It has a nose and whiskers. Upload your drawing to Seesaw. Keep your drawing ready to use tomorrow.		English - Phonics Workbook Complete a page from your phonics workbook. OR English (Phonics) Spelling Words Choose 1 options to practice spelling of your Week 4 words: <ul style="list-style-type: none">- online spelling tasks on Literacy Planet- build your spelling words with materials you have at home and in your garden (lego, pencils, flowers, leaves)
Break			
Middle Session	Mathematics - Addition & Subtraction Go to this link and complete the activity https://nrich.maths.org/14740		Mathletics 2 tasks only 
Break			
Afternoon Session	French Choose an activity from the French learning tab on the school website French 		



Turramurra Public School

Year 1: Learning From Home


Term 3 - Week 4

Thursday 5th August

Today's Special Task

Can you clean a window in your house today?

Premier's Reading Challenge Storytime

Nipper and the Lunchbox by Lucy Dillamore -
 Nipper and the Lunchbox | A story about t...

English - Reading

Ask an adult to read a book to you today. Think about the main character in the text. What do you think their best friend is like? Draw and colour a picture of what you think they look like.

Morning Session

English - Describing PART 2

Read the description of the animal.

Draw what you think the animal looks like. Take your time.

This animal has a tiny, egg-shaped body. It is smaller than a rat. Its body is covered in short, soft fur. It has a long tail, about the same length as a human's finger. It has four short legs and four tiny feet. It has two, leaf-shaped ears and small eyes. It has a pink, pointed nose and long whiskers.

Compare your drawing to yesterday's drawing. What words in the second description made it easier to draw the animal?

Upload your drawing to Seesaw.

English (Phonics) Spelling Words

Choose 1 option to practice spelling your Week 4 words:

- write your spelling words in alphabetical order
- write your spelling words with water on the cement

Break

Middle Session

Mathematics - Addition & Subtraction

Problem solving - Complete some of the word problems at the back of your 'Addition and Subtraction Minute Maths' booklet.



Break

Afternoon Session

Science - Material World

Complete the assigned Science activity on **Seesaw**.












Turramurra Public School

Year 1: Learning From Home

Term 3 - Week 4

Friday 6th August

Today's Special Task	Ask your Mum or Dad if there are some weeds that you can pull out of the garden. (Remember to wear gardening gloves to protect your hands).	Premier's Reading Challenge Storytime	Oi Duck Billed Platypus by Kes Grey -  Oi duck billed platypus - Books Alive! Read ...
English - Reading Read a book aloud to a family member or toy.			
Morning Session	Action Verb Charades Fold an A4 piece of paper (or any) in half. Fold it again. Cut out each of the squares. Do you have 8? On each piece of paper write down a verb . Remember verbs are action words , e.g. running, jumping. Put the pieces of paper in a pile facedown. With a family member, play a game of Charades: Choose a card, look at it and then act out the word. Can they guess your verb? Phonics Workbook Complete a page from your phonics workbook		 read  ride
Break			
Middle Session	Mathematics - Addition & Subtraction Fast Friday - Complete a page from the 'Addition and Subtraction Minute Maths' booklet. 	Mathletics 2 tasks only 	
Break			
Afternoon Session	Visual Art- Create your own Olympic Medal/s Complete the assigned task on Seesaw 		



Turramurra Public School

Year 1: Learning From Home

Term 3 - Week 4

Optional Activity Grid

Look outside your window or go outside. Draw a picture of 5 living things that you see.	Sit down crisscross on the floor. Listen to a picture book online. Each time you hear the word 'the', stand up, jump 3 times, and sit back down.	In your journal, draw a picture of something that makes you happy. It can be a person, an object, or even an experience!	With a family member, practice saying the National Anthem.
Spend some time colouring the frog colouring sheet.	Have a dance party! Put on your favourite song, turn off the lights, and make up a dance for the entire song.	Build a fort with blankets, pillows, and sturdy furniture. Pretend you are the king of your own kingdom and this is your palace.	Colour and cut out the jellyfish. Fold. Tape or staple around the jellyfish, leaving the bottom open. Stuff paper inside. Use streamers or coloured paper as the tentacles.
Make a paper bag pirate puppet using a small paper bag and the pirate templates. Put on a show for your family using your new pirate puppet.	Make a cereal necklace with string and cereal. Count the number of pieces you put on your necklace. Have an adult tie it around your neck and have a snack whenever you'd like!	Go outside and collect 15 rocks. Sort the rocks by: colour, size, texture, and shape. Choose one way you sorted and draw a picture of it in your journal.	Have a family member read the information about your country's flag. Then, colour the flag in the correct order.