



Turramurra Public School

Year 1: Learning From Home

Term 3 - Week 8

Monday 30th August

Today's Special Task

Read a book that starts with the first letter of your name.

Morning Session

Reading: Watch: Rose Meets Mr Wintergarten by Bob Graham.

[Great story | Rose Meets Mr Wintergarten story by books read aloud for kids](#)

This is a Kindy teacher's favourite book. Can you guess who? Mrs Neeves, Miss North or Ms Taylor (a hint is that she wears glasses).

Phonics



Complete pages **77, 78 and 79** in your phonics booklet.

Play a game of hopscotch outside today, write your camera words and some of your spelling words in each square. Say them aloud as you hop.

Writing - Weekend Recount

Write a recount about something you did over the weekend

OR

Make a map of your weekend. Draw the different places you went eg: your room, your backyard, the kitchen, to the bush etc and then label what happened at each of them.

Remember your Who? What? Where? When?

CHALLENGE: Can you remember every single capital letter and full stop? **CHECK** your work before you take a photo.

Break

Middle Session

Mathematics - Fractions and Decimals

1. Watch the video on Seesaw. [Fractions](#)
2. Complete the pages on 'fractions - halves and quarters' pages 61, 62, 63.



Mathletics

Complete your mathletics tasks.



Break

Afternoon Session

Music with Mrs Mac

Go onto the school website and see what activity Mrs Mac has ready for you. She may ask you to upload something to Seesaw for her to see. [TPS Music](#)










Turramurra Public School

Year 1: Learning From Home

Term 3 - Week 8

Tuesday 31st August			
Today's Special Task		Can you cut a piece of fruit or food in half today?	
Morning Session	Writing - Tell Me About It Tuesday * Look at the writing prompt on Seesaw. * Set a timer for ten minutes and write as many sentences as you can describing what you see. * How many different describing words can you use? Challenge yourself! 	 Comprehension	Species Snapshot - What's buzzing magazine p. 14 & 15 Read the pages about honey bees in your magazine and answer the questions below in your workbook. <ol style="list-style-type: none">1. What do bees do for plants?2. Draw a picture to compare a human house with a bee hive. How are they different?3. Think of other types of insects that look like bees but are not bees. How many can you think of?4. Each bee hive has a queen, drones, and workers. Find out what each of these bees do for their hive.5. Draw a picture of a queen bee, a drone, and a worker bee and show what each one does.
	Reading Choose a book from Epic or one of your own and read to someone in your house Watch: The Tiger Who Came to Tea by Judith Kerr: https://www.youtube.com/watch?v=BXgW9UCgpc8 This is a Year 1 teacher's favourite book. Can you guess who? Miss Green, Miss Howes, Mrs Rowe, Ms Young or Ms Beswick (a hint is that she has very long dark hair). 		
	Break		
Middle Session	Mathematics <ol style="list-style-type: none">1. How many different ways can you halve an A4 piece of paper?2. Have a good explore and see what different ways you can find. Don't be afraid to be creative!3. How will you know if they are halves?	Mathletics Complete your mathletics tasks. 	
Break			
Afternoon Session	Physical Education Choose an activity from the PE learning tab on the school website and/or head outside for some fresh air and activity of your choice. 		








Turramurra Public School

Year 1: Learning From Home

Term 3 - Week 8

Wednesday 1st September

Today's Special Task	Practice catching a ball. Can you catch it with both hands? Can you catch it with one hand?		
Morning Session	Reading Watch: Drac and the Gremlin by Allan Baille and Jane Turner Drac and the Gremlin read by Harry for the SSPS Book Nook This is a Year 1 teacher's favourite book. Can you guess who? Miss Green, Miss Howes, Mrs Rowe, Ms Young or Ms Beswick (a hint is that she has curly hair).	Spelling	Literacy planet Complete 20 minutes on Literacy Planet 
	Library Have a look at one of the books or activities that Mrs Kynaston has set for you. Upload it to your library folder on seesaw so that Mrs Kynaston can see or send it to your teacher. We can't wait to see what you choose. Library - Year 1		
Break			
Middle Session	Mathematics <ol style="list-style-type: none">1. Watch the video on Seesaw. Fractions - Halving a collection2. Here is a picnic that Tom and Mike have put together.3. How will Tom and Mike share all of the food evenly between them?4. Food: 4 muffins, 1 apple, 2 juice poppers, 8 tomatoes, 4 slices of pizza. 		Mathletics Complete your mathletics tasks. 
Break			
Afternoon Session	French Choose an activity from the French learning tab on the school website French		



Turramurra Public School

Year 1: Learning From Home

Term 3 - Week 8

Thursday 2nd September

Today's Special Task

Can you cut your sandwich/food into quarters?

Morning Session

Writing - Think About It Thursday

Look at the writing prompt on Seesaw. It is a picture of a **machine**. **How** does this **machine** work? What is it used for?



Think about how you would explain it to someone and then **write** it down.

Grammar



Species Snapshot - What's buzzing magazine p. 14 & 15

Look at the parts of a bee. Some parts, such as legs or a tongue, are found on bees as well as on people. Other parts, such as stingers, are only on bees.

Play a game of 'Simon Says' but call out bee body parts. If the part is also found on humans (like eyes) the players touch their eyes. If the part is only a bee part (like a pollen sac) players must sit down. [Hint: Some words, like abdomen, are tricky.]

Reading Choose a book from Epic or one of your own and read to someone in your house

Optional Watch: The Rainbow Fish by Marcus Pfister

[Special Effects] The Rainbow Fish | Read Aloud Books for Children




This is a Year 1 teacher's favourite book. Can you guess who? Miss Green, Miss Howes, Mrs Rowe, Ms Young or Ms Beswick (a hint is that she was a Kindy teacher last year and has long hair).

Break

Middle Session

Mathematics

1. Complete the pages from the 'Fractions Worksheet Pack'.



Mathletics

Complete your mathletics tasks.



Break

Afternoon Session

Science - Seesaw

Complete the assigned science activity on Seesaw.











Turramurra Public School

Year 1: Learning From Home

Term 3 - Week 8

Friday 3rd September			
Today's Special Task	Think about 3 things you are grateful for today.		
Morning Session	Reading Watch: The Day the Crayons Quit by Oliver Jeffers https://www.youtube.com/watch?v=489micE6eHU&t=326s This is a Year 1 teacher's favourite book. Can you guess who? Miss Green, Miss Howes, Mrs Rowe, Ms Young or Ms Beswick (a hint is that she is one of the teachers of 1BY).	Movement wellbeing	Cosmic yoga!  Spider Power yoga compilation ...
	Wellbeing Resilience Program: Our Special Powers written by Mrs Kelly Rump Lesson 1: What can the oyster and butterfly do? Look on seesaw for the lesson videos and worksheet. 		
Break			
Middle Session	Art - Seesaw Father's Day/Special Person's Day Card There are two parts you create to make the card (inside and outside) or you can choose to just use one. 1. 5 things I love about you goes inside the card 2. The rocket, I love you to the moon and back! and stars go on the outside. Have a look at Seesaw for an example.  		
Break			
Afternoon Session	Feel good Friday! Free time to do something that makes you feel good... enjoy a break. *Keep you eyes peeled for a TPS special online event*  		



Turramurra Public School

Year 1: Learning From Home

Term 3 - Week 8

Optional Activity Grid

<p>Head outside and find the perfect rock to make a pet rock. Wash and dry the rock. Glue yarn, ribbon, googly eyes and any other craft materials to decorate your pet rock.</p>	<p>Make someone's day special by writing them a kind message. Decorate the message and find a way to get it to them anonymously.</p>	<p>Print out 3 cubes. Draw creature heads on each side of cube 1, creature bodies on cube 2 and feet on cube 3. Cut out and assemble the cubes. Stack them on top of each other to build different creatures.</p>	<p>Draw a map of the playground at your school. Then write directions to show how to get from the school building to your favourite place on the playground. Tell a family member your directions.</p>
<p>Learn how to say 'hello' in 5 different languages. Create a poster showing the information. Then use your poster to teach the words to your family.</p>	<p>Research an ocean animal. Make a diagram in your journal showing the life cycle of the animal. Use your diagram to explain the cycle to a family member.</p>	<p>Using only emojis or symbols, make a list of your top 5 strengths. Show your list to a family member. Can they guess each strength by looking at your symbols?</p>	<p>Think about the rules at school in your classroom. What are 3 rules you feel are important and help everyone? Tell them to a family member and explain why you think each one is important.</p>
<p>Have a family member use a piece of chalk to draw 4 large circles outside. Number the circles 1-4. Standing about 10 steps from the first circle, throw a small rock at the circles. Can you make it into each circle?</p>	<p>Head outside with a family member and a soft ball. Draw 2 circles about 6 feet apart. Each player stands in a circle. Throw the ball back and forth, trying to get it into the other circle but keeping it out of your own.</p>	<p>It's time to race a family member! Place a blown-up balloon between your knees and race across the room without dropping it. Then try it going backwards. Be sure not to squeeze too tightly!</p>	<p>Find at least 3 types of soil that look different either by size, texture or colour. Draw 3 circles in your journal. Fill each one with glue. Sprinkle each soil type in a different circle. Write a description of each one.</p>