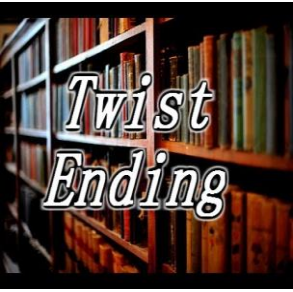





Year 3 – Monday – 11.10.21 – Term 4 Week 2

Morning English - Writing Essential	Morning English Additional		Middle Maths - Multiplication & Division Essential	Middle Maths Additional	Essential Personal Interest Project.
<p>Recount With a Twist Today you are going to write a recount about one event from the holidays. However, you are going to write an alternative ending. Instead of finishing your recount with what really happened, create an unusual twist.</p> <p>Will your twist be something good, scary, crazy or dangerous?</p> <p>Upload a photo of your work to the Seesaw Activity for your teacher to review.</p> 	<p>Reading</p> <ol style="list-style-type: none"> 1. Read 20 minutes of your chosen novel 2. Choose as many of the following activities as you would like to complete: <ol style="list-style-type: none"> a. What is the funniest, scariest or saddest part of the story? b. Write a letter to a specific friend who you would recommend this book to. c. If you could have a conversation with one of the characters, who would you choose and what would you talk about? <p>Library Visit the school library online.</p> <p>Other Tasks</p> <ul style="list-style-type: none"> • Education Live at 10am. • Listen to today's Squiz Kids episode. • Literacy Planet. 	<p>B R E A K</p>	<p>Warm up</p> <p>Task: Spend 5-10 minutes going over your times tables or completing addition, subtraction, multiplication or division questions of your own creation. Or: Work on Maths Mentals. <u>Mark with a calculator as you go.</u></p> <p>Multiplication and Division Arrays</p>  <p>Pre-Work</p> <p>Complete the following:</p> <ol style="list-style-type: none"> a) Draw an array to show 3 rows of 6. b) What is the total for this array? c) Write a multiplication number sentence to match your array. d) Write a division number sentence to match your array. e) Complete the Seesaw Activity. It is an interactive multiplication and division game. <p>Remember: Being able to recall your multiplication tables will help you to tackle the more complex mathematical subjects confidently and skilfully.</p> <p>Math booklet</p> <p>Pages 1-2.</p>	<p>Fashionista</p> <p>Choose 10-20 items of clothing from your cupboard. Sort your clothes into categories and make a tally showing how many of each item you have.</p> <p>Other Tasks</p> <ul style="list-style-type: none"> • Mathletics • Problem Solving booklet. Show all working out and get someone to check your work. 	<p>Planets</p> <p>This term you will be researching 1 planet from our solar system each week.</p> <p>You will be answering the enquiry question: Is life possible on another planet?</p> <p>When we are back at school you are to present your information to the class as a presentation.</p> <p>A template has been emailed to your parents to help you.</p> <p>This week we are researching Venus.</p> <ol style="list-style-type: none"> 1. What is the order of this planet from the sun? 2. What is the size of this planet in comparison to Earth? 3. Would life on this planet be possible? (E.g., temperature, is the planet a solid or a gas?) 4. How many moons does this planet have? 5. Three interesting facts.

You might like to also work on one of the ["New Extra Ideas"](#).





Year 3 – Tuesday – 12.10.21 – Term 4 Week 2

Morning English - Comprehension Essential	Morning English Additional	B R E A K	Middle Maths - Multiplication & Division Essential	Middle Maths Additional	B R E A K	Afternoon Science Extension
<p>Super Six</p> <p>Read the novel you are currently reading or read a story at Epic Reading (class code on Seesaw).</p> <ol style="list-style-type: none"> 1. <u>Before reading</u>, write a short sentence predicting what you think will happen. 2. Read for about 20 minutes. Monitor by writing down words you are unfamiliar with. Find a definition for them. 3. Write a short summary. 4. Make connections, writing how something you just read relates to your life, the wider community and the world. 5. Write 5 questions based on what you just read. Ask literal and inferential questions. 6. Visualise what you just read by drawing a picture. Write a short sentence explaining what your drawing is about. 	<p style="text-align: center;">BTN</p> <ol style="list-style-type: none"> 1. Watch BTN live on ABC Me at 10am or online this afternoon. 2. Write a half/ one-page summary. <p style="text-align: center;">Reading Extension</p> <p>Create a 'Most Wanted' poster for one of the characters in the book you are reading. Be sure to include what they look like, why they are wanted and what the reward for their capture will be.</p> <p style="text-align: center;">Other Tasks</p> <ul style="list-style-type: none"> • Education Live at 10am. • Listen to today's Squiz Kids episode. • Literacy Planet. 	<p>B R E A K</p>	<p style="text-align: center;">Warm up</p> <p>5-10 minutes warm up (see Monday).</p> <p style="text-align: center;">Multiplication and Division Inverse operations</p> <p>Today you are going to learn to apply the inverse relationship of multiplication and division to justify answers: E.g., $12 \div 3$ is 4 because $4 \times 3 = 12$</p> <p>Log onto Seesaw and complete the activity.</p> <p style="text-align: center;">Math booklet</p> <p>Pages 3-4.</p>	<p style="text-align: center;">Food Fun</p> <p>Look at all of the pieces of fruit or vegetables in your house. Put one of each in order from the largest to the smallest and draw a picture of them. Label each piece of food.</p> <p style="text-align: center;">Other Tasks</p> <ul style="list-style-type: none"> • Mathletics • Problem Solving booklet. Show all working out and get someone to check your work. 	<p>B R E A K</p>	<p style="text-align: center;">Sun, Earth and Moon</p> <p>Investigation: The Sun is not the only source of natural light on Earth.</p> <p>Research other sources of natural light other than the Sun.</p> <p>Write down as many different sources of natural light you can find. Hint, some may even be animals.</p> <p>The following websites may help you:</p> <p>https://sciencing.com/list-animals-emit-own-light-8175648.html</p> <p>https://k8schoollessons.com/sources-of-light/</p> <p>https://kids.britannica.com/kids/article/light/353386</p> <p>https://kidadl.com/articles/light-sources-ks2-to-illuminate-you</p> <p>Choose your favourite natural light source other than the Sun and write 5 interesting facts about it.</p>



You might like to also work on one of the "[New Extra Ideas](#)".

Year 3 – Wednesday – 13.10.21 – Term 4 Week 2

<p><u>Morning</u> English - Writing Essential</p>	<p><u>Morning</u> English Additional</p>		<p><u>Middle</u> Maths - Multiplication & Division Essential</p>	<p><u>Middle</u> Maths Additional</p>		<p><u>Afternoon</u> Extension</p>
<p><u>Acrostic Poems</u> Today you will write an acrostic poem about the 'School Holidays'.  Read through and listen to the attachment on Seesaw explaining what acrostic poems are.</p> <p>Challenge: When writing your acrostic poem about the school holidays, try to get some of the lines to rhyme.</p> <p>Or: Come up with another acrostic poem on a topic of your choice.</p> 	<p><u>Language</u> Draw a picture of a haunted forest. Around your drawing, use noun groups to create rich descriptions of your setting, e.g., the skinny, reaching tree branches.</p> <p><u>Alliteration Poetry</u> An alliteration poem uses words that begin with the same letter.</p> <p>Read the following poem and have a go at writing your own alliteration poem:</p> <p><i>Black Bunny</i> The beautiful black bunny, Bumped Betsy the beagle, Breaking her basket, Bearing bread for the eagle. But before Betsy began, Biking briskly away, She saw that black bunny, Blowing bubbles by the bay.</p> <p><u>Other Tasks</u></p> <ul style="list-style-type: none"> • Education Live at 10am. • Listen to today's Squiz Kids episode. • Literacy Planet. 	<p>B R E A K</p>	<p><u>Warm up</u> 5-10 minutes warm up (see Monday).</p> <p><u>Multiplication and Division Problem Solving Maze</u> 1. Log onto the Seesaw Activity. 2. Use your timetables knowledge to solve the problems to move forward in the maze. You may need scrap paper to work out the problems.</p> <p><u>Math booklet</u> Pages 5-6.</p>	<p><u>What Weight?</u> Pick 5 cans out of the cupboard. Write the weight of each can down. Draw the label of the heaviest can.</p> <p><u>Other Tasks</u></p> <ul style="list-style-type: none"> • Mathletics • Problem Solving booklet. Show all working out and get someone to check your work. 	<p>B R E A K</p>	<p>Work through this week's:</p> <ul style="list-style-type: none"> • Music task • Mandarin activities

You might like to also work on one of the "[New Extra Ideas](#)".

Year 3 – Thursday – 14.10.21 – Term 4 Week 2




<p><u>Morning</u> English - Comprehension & Spelling Essential</p>	<p><u>Morning</u> English Additional</p>	<p><u>Middle</u> Maths - Multiplication & Division Essential</p>	<p><u>Middle</u> Maths Additional</p>	<p><u>Afternoon</u> Computers Extension</p>
<p style="text-align: center;"><u>School Magazine</u></p>  <p>See today's Seesaw Activity titled The generous Genies.</p> <p>Make sure you read the warm up poem prior to your Zoom play.</p> <p>Your teacher may choose to allocate one or two students to take on two rolls today as, different from last week, there are 8 characters in this play.</p> <p>Many of you may have heard the story of a genie living inside a bottle or lamp for years until someone comes along and rubs the object, thus freeing the genie. Teachers are sure you'll all do well in bringing this particular version of the story to life during your Zoom today. Have fun!</p> <p style="text-align: center;"><u>Spelling</u></p> <p>Complete Unit 21 'ar' on the Sound Waves website - it's the one with a picture of a star. Your login code is on Seesaw.</p> <p>Or: write a spelling list with 20 ar/a words (10 for each grapheme). Ask someone to test you on them.</p>	<p><u>Comprehension</u> Read the passage and answer the questions at this link on Babylonian Counting.</p> <p><u>Habitat</u> Choose a habitat. Create a mind map showing the adaptations that animals and plants would need to survive and thrive in this environment.</p> <p><u>Other Tasks</u></p> <ul style="list-style-type: none"> • Education Live at 10am. • Listen to today's Squiz Kids episode. • Literacy Planet. 	<p style="text-align: center;"><u>Warm up</u> 5-10 minutes warm up (see Monday).</p> <p style="text-align: center;"><u>Multiplication and Division Choice Board</u></p> <p><u>Post-work</u> Complete the following:</p> <ol style="list-style-type: none"> Draw an array to show 8 rows of 4. What is the total for this array? Write a multiplication number sentence to match your array. Write a division number sentence to match your array. <div data-bbox="1093 805 1720 1086" style="text-align: center;">  </div> <p>Have fun with the division and multiplication Choice Board in the Seesaw Activity!</p> <p style="text-align: center;"><u>Math booklet</u></p> <p>Pages 7-8.</p>	<p><u>Room Sizes</u> Pick three rooms in your house. Using your feet, measure around the walls to find out how big each room is. Order your rooms from smallest to largest.</p> <p><u>Other Tasks</u></p> <ul style="list-style-type: none"> • Mathletics • Problem Solving booklet. Show all working out and get someone to check your work. 	<p><u>Minecraft & Coding</u> Tasks on the school website.</p> <p>Or: Work through one of the coding courses at code.org.</p>

B
R
E
A
K

B
R
E
A
K

You might like to also work on one of the "[New Extra Ideas](#)".

Year 3 – Friday – 15.10.21 – Term 4 Week 2

<p>Morning Visual Arts Essential</p>	<p>Morning English Additional</p>		<p>Middle STEM Essential</p>	<p>Middle Catch up Additional</p>	<p>Afternoon PDHPE Extension</p>
<p>Shadow Puppets</p> <p>Today we are going to be making shadow puppets for the PD/Drama afternoon activity!</p> <p>Watch this video on how to make shadow puppets: https://www.youtube.com/watch?v=yqmXAm1Cw3k&ab_channel=ScienceBuddies</p> <p>If you don't have many materials at home, get creative! Even a sharpener on a pencil could be a shadow puppet.</p> <p>Remember you will need a dark room for the puppets to show up.</p> <p>You may want to plan your play beforehand so you know what puppets you'll need and you may even want to make scenery as well, e.g. trees.</p> 	<p>SQUIZ Kids Podcast</p> <ol style="list-style-type: none"> 1. Listen to today's SQUIZ Kids Podcast episode. 2. Write a half/one-page summary. <p>My Affirmations</p> <p>Task: Answer the following question and repeat your answer aloud 3 times.</p> <p>Q: Some positive things I do for others are...</p> <p>Phillip Island Burrow Cams</p> <p>Check out the footage of the burrow cams installed. You can also see what is happening live.</p>	<p>B R E A K</p>	 <p>Pick 1 - 4 of the following activities:</p> <ol style="list-style-type: none"> 1. Collect photos of your family and make a family tree. 2. Make a Lemon Volcano Make a Lemon Volcano - Fun Science Experiment. 3. Homemade Slushies: https://youtu.be/Qbcfajl6i10 4. Design and make a wheeled vehicle which will travel independently from the top to the bottom of a slope angled at 30 degrees. <p>OR: Choose one of the activities from a previous week.</p>	<p>Catch up</p> <p>Complete any work from the week that you have missed.</p> <p>Other Tasks</p> <ul style="list-style-type: none"> • Education Live at 10am. • Literacy Planet. • Mathletics • Problem Solving booklet. Show all working out and get someone to check your work. 	<p>Personal Development - Puppet Play</p> <p>You are going to use the shadow puppets you made this morning to create a play or series of plays about the three school values (Respect, Responsibility, Personal Best).</p> <p>The play(s) should show how the school values are used properly to help each other and ourselves at school or in life.</p> <p>You may need some help from a family member to film or work some of the puppets.</p>  <p>Physical Activity</p> <p>Tasks on the school website.</p> <p>You might want to also have a look at the Fitness Break Ideas or give 'Smiling Minds' mindfulness a go.</p>

You might like to also work on one of the "[New Extra Ideas](#)".