



As we are coming to the end of term, we thought we'd take the opportunity to have a different focus for Week 10 - we are putting the spotlight on all the amazing programs we run at TPS. The structure will be slightly different to the last 9 weeks. We will start each day with a shorter literacy and numeracy session, which will be followed by special learning activities from each of our specialist teachers - Music, Computers, Sport, Library and Mandarin. Students work their way through each of the tasks set by the teachers and get to enjoy a taste of each subject every day. They can then upload their favourite moment or task of the day via Seesaw.

The activities will be accessible through our Spotlight Week website: <https://sites.google.com/education.nsw.gov.au/tps-spotlight-week>

In addition, there is an optional special theme each day for students to join in with, from Crazy Hair Day to a school-wide guessing competition. We'll end Spotlight Week and Term 3 with another fun Disco Dance Party (details will be sent out later on in the week).

It will be a great way to end the term!

Here is a suggested timetable for each day:


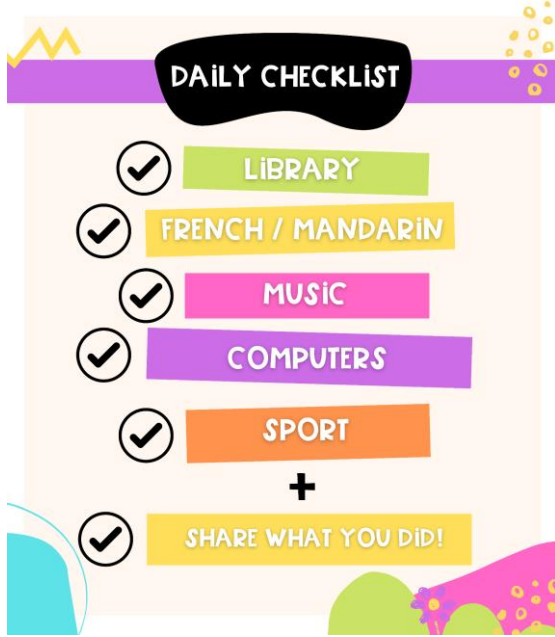

Morning: 40 minutes English - short break - 40 minutes Maths (work on the additional tasks if finished early).

Middle: Pick 3 of the Spotlight subject choices (approximately 20 minutes each).


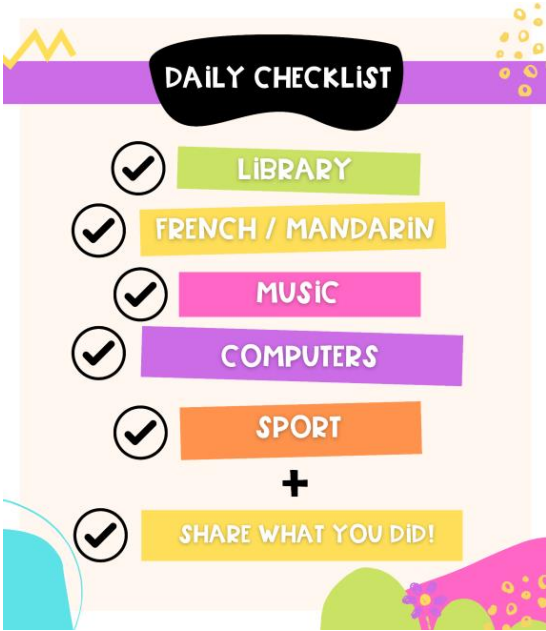

Afternoon: Complete the remaining 2 Spotlight subject choices (approximately 20 minutes each).

Stage 2 – Mr Bruscino, Mr Huntington, Mr Hendrie, Mrs Levin, Miss Mooy & Mrs Van Roon

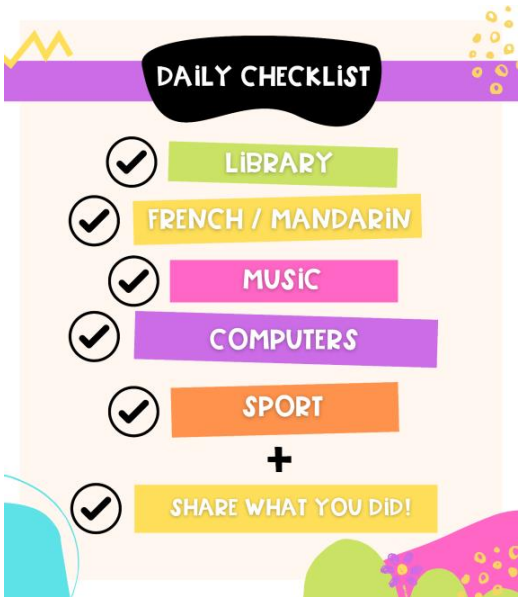

MONDAY = PYJAMA DAY!!

Morning English	Morning Maths	Break	Middle and Afternoon Spotlight Subjects	Any Time Additional
<p>Journal Entry</p> <p><i>Dear Diary,</i> Today I am going to write to you about my LFH experience...</p> <p>Today you will write a journal entry about your experience this term.</p> <p>Task:</p> <ol style="list-style-type: none"> 1. Write a paragraph about a positive experience you have had during Term 3 and Learning from Home. 2. Write a paragraph where you get all of your <i>frustrations</i> about learning from home or Covid out on the page. Maybe you want to draw a big, cranky, scribble at the end!  <ol style="list-style-type: none"> 3. Now that your frustrations are out of your system, write a paragraph about something you are grateful for at this time. Maybe you will write about your family? Or your teacher? Or your pet? Or TPS? 4. Follow the sharing instructions on the Seesaw Activity. 	<p>Warm up</p> <p>Task: Spend 5-10 minutes going over your times tables or completing addition, subtraction, multiplication or division questions of your own creation.</p> <p>Or: Work on Maths Mentals. <u>Mark with a calculator as you go.</u></p> <p>Mathletics</p> <p>Spend around 30 minutes working through the <u>assigned activities</u>.</p> <p>Use this time effectively by picking areas you really need to work on.</p> <p>We do not expect you to do everything that is assigned by the end of the week.</p>	<p>You might like to work on one of the "Extra Ideas" or an activity on one of the "Break Ideas" sheets.</p>	<p><u>Go to this website</u> for the activities</p> 	<p>Let's Bake!</p> <p>Mix up some cookie dough - there's a recipe included in the Seesaw Activity - or use one you have. What wondrous creations can you make?</p>  <p>Education Live</p> <p>At 10am you can watch the latest <u>Education Live</u> stream lesson. There is a different guest speaker each day.</p> <p>Squiz Kids</p> <p>Listen to today's <u>Squiz Kids episode</u>.</p> <p>Literacy Planet</p> <p>Complete one or more <u>activities</u>.</p> <p>Problem Solving</p> <ol style="list-style-type: none"> 1. Work on <u>the booklet</u>, showing all your working out. 2. Get someone to check your work.

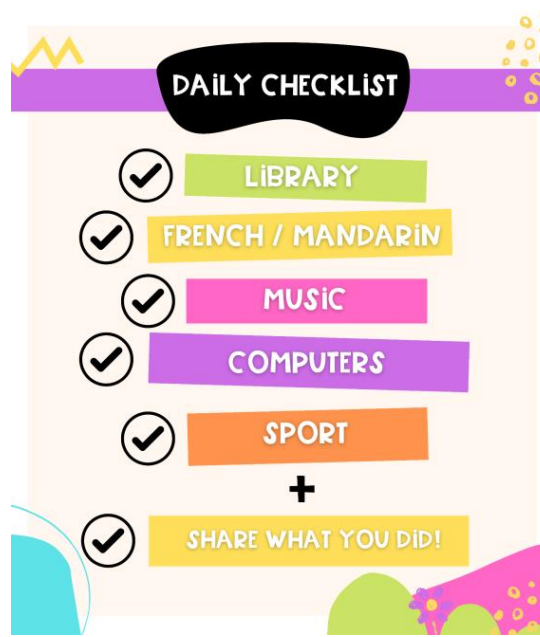

TUESDAY = **CRAZY HAIR DAY!!**

Morning English	Morning Maths	Break	Middle and Afternoon Spotlight Subjects	Any Time Additional
<p><u>Comprehension</u></p> <p>Not all large tasks need to take a long time to complete it seems.</p>  <p>https://youtu.be/dqI-D6JQ1Bc</p> <ol style="list-style-type: none"> Click on the link above and enjoy a short video revealing a very different way of doing things. The video is an introduction to today's Comprehension task on Seesaw. Take notes along the way as they are likely to help you with step 2. Read today's short story on Seesaw and answer the 12 questions that follow. <p>NOTE: The story on Seesaw will help you with Q1- 6. The video above will help you with Q7 - 12. Some questions require your own personal opinions.</p>	<p><u>Warm up</u></p> <p>Task: Spend 5-10 minutes going over your times tables or completing addition, subtraction, multiplication or division questions of your own creation.</p> <p>Or: Work on Maths Mentals.</p> <p><u>Mark with a calculator as you go.</u></p> <p><u>Mathletics</u></p> <p>Spend around 30 minutes working through the assigned activities.</p> <p>Use this time effectively by picking areas you really need to work on.</p> <p>We do not expect you to do everything that is assigned by the end of the week.</p>	<p>You might like to work on one of the "Extra Ideas" or an activity on one of the "Break Ideas" sheets.</p>	<p>Go to this website for the activities</p> 	<p><u>BTN</u></p> <ol style="list-style-type: none"> Watch the latest episode of BTN, either live on ABC Me at 10am or this afternoon online. Or: You could instead browse the Classroom Stories and watch a few videos that interest you. <ol style="list-style-type: none"> Write a half/one-page summary of some of the interesting things you learnt.  <p><u>Education Live</u></p> <p>At 10am you can watch the latest Education Live stream lesson. There is a different guest speaker each day.</p> <p><u>Squiz Kids</u></p> <p>Listen to today's Squiz Kids episode.</p> <p><u>Literacy Planet</u></p> <p>Complete one or more activities.</p> <p><u>Problem Solving</u></p> <ol style="list-style-type: none"> Work on the booklet, showing all your working out. Get someone to check your work.

WEDNESDAY = FAVOURITE SPORTS GEAR


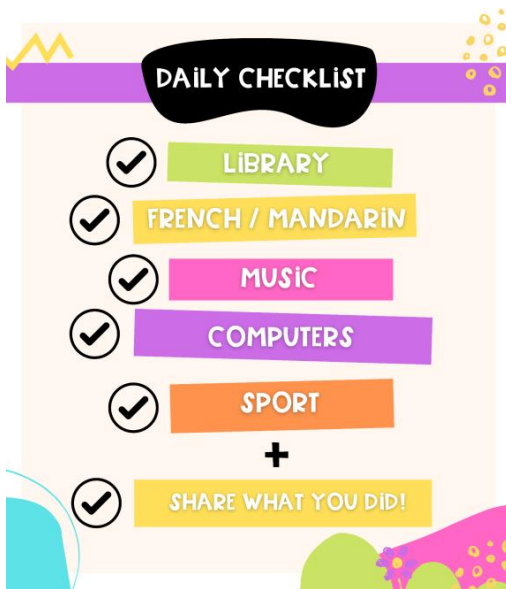

Morning English	Morning Maths	Break	Middle and Afternoon Spotlight Subjects	Any Time Additional
<p>Me in Fiction</p> <p>If you were a character in a fictional world what would you be like?</p> <p>Imagine yourself in a world like Star Wars, Marvel, The Hobbit, Harry Potter or many more! You are going to make a character profile of yourself in that world.</p> <ol style="list-style-type: none"> 1. Write your world at the top of your page. 2. Genre: write down the genre your world is in. 3. Draw yourself in that world (what do you wear? What would you carry? A sword?). 4. Name: what would your name be in this world? (Squirrel-Girl?). 5. What is your motivation in this world? (e.g. to stop Voldemort). 6. Strengths: write down three of your strengths (in this world). 7. Weaknesses: write down three of your weaknesses (in this world). 8. Ending: write a couple of sentences on what happens to you in this world? (Do you save the day? Retire to a farm? Die dramatically?). 	<p>Warm up</p> <p>Task: Spend 5-10 minutes going over your times tables or completing addition, subtraction, multiplication or division questions of your own creation.</p> <p>Or: Work on Maths Mentals. <u>Mark with a calculator as you go.</u></p> <p>Mathletics</p> <p>Spend around 30 minutes working through the <u>assigned activities</u>.</p> <p>Use this time effectively by picking areas you really need to work on.</p> <p>We do not expect you to do everything that is assigned by the end of the week.</p>	<p>You might like to work on one of the "Extra Ideas" or an activity on one of the "Break Ideas" sheets.</p>	<p><u>Go to this website</u> for the activities</p> 	<p>The Star is You!</p> <p>Create a book cover or movie poster for the "Me in Fiction" activity you completed this morning. Base your creation on the existing book cover or poster, but substitute the characters with yourself, friends and family.</p> <p>You can draw it, print photos out to add onto a printed copy or even have a go at making it electronically.</p> <p>See Seesaw for a higher quality version of the example picture.</p>  <p>Education Live</p> <p>At 10am you can watch the latest Education Live stream lesson.</p> <p>Squiz Kids</p> <p>Listen to today's Squiz Kids episode.</p> <p>Literacy Planet</p> <p>Complete one or more activities.</p> <p>Problem Solving</p> <ol style="list-style-type: none"> 1. Work on the booklet, showing all your working out. 2. Get someone to check your work.

THURSDAY = **GUESS THE
TEACHER COMP**

Morning English	Morning Maths	Break	Middle and Afternoon Spotlight Subjects	Any Time Additional
<p>Year 3 Spelling</p> <p>Complete the second part of Unit 20 on Sound Waves website, 'r' - it's the one with a picture of a robot.</p> <p>The phoneme 'r' has three graphemes: "r" as in robot, "rr" as in carrot and "wr" as in wrist.</p> <p>If you can't access the internet or you would prefer to complete it in your book, write a spelling list with 15 'r' words, write 5 for each of the graphemes (r, rr, wr).</p> <p>Year 4 Spelling</p> <p>Complete one of the Sound Waves spelling programs. Work in order.</p> <p>OR: Go to the Seesaw spelling activity titled The Day it Rained Spiders.</p> <p>The 10 words on your template are from the article but are not spelt correctly. Write the correct spelling next to each word.</p> <p>Q.11 asks you to write a paragraph about spiders and to be mindful of how you spell each word.</p> <p>NOTE: Even if you think your spelling is pretty good, you will find the story a very interesting read before completing the task.</p> <p>Grammar: Pronouns Revision</p> <p>For grammar today you will be revising pronouns. Can you remember their definitions from the work you did with Mrs McIntyre?</p> <p>Please refer to the Seesaw Activity for instructions on what to do.</p>	<p>Warm up</p> <p>Task: Spend 5-10 minutes going over your times tables or completing addition, subtraction, multiplication or division questions of your own creation.</p> <p>Or: Work on Maths Mentals.</p> <p><u>Mark with a calculator as you go.</u></p> <p>Mathletics</p> <p>Spend around 30 minutes working through the assigned activities.</p> <p>Use this time effectively by picking areas you really need to work on.</p> <p>We do not expect you to do everything that is assigned by the end of the week.</p>	<p>You might like to work on one of the "Extra Ideas" or an activity on one of the "Break Ideas" sheets.</p>	<p>Go to this website for the activities</p> 	<p>Who Would Have Thought?</p> <p>View today's Seesaw video called 'Who would have thought?' and start growing.</p>  <p>Education Live</p> <p>At 10am you can watch the latest Education Live stream lesson. There is a different guest speaker each day.</p> <p>Squiz Kids</p> <p>Listen to today's Squiz Kids episode.</p> <p>Literacy Planet</p> <p>Complete one or more activities.</p> <p>Problem Solving</p> <ol style="list-style-type: none"> 1. Work on the booklet, showing all your working out. 2. Get someone to check your work.

FRIDAY =

DRESS TO IMPRESS
DISCO DAY!!

Morning Visual Arts	Morning English and Maths	Break	Middle and Afternoon Spotlight Subjects	Any Time Additional
<p><u>Gratitude petals</u></p> <p>What is gratitude?</p> <p>Sometimes it is important to stop and think about what you are grateful for.</p> <p>Draw a big flower on your paper and draw yourself in the centre.</p> <p>For each petal draw and label what you are grateful for or things that make you happy. Colour it in and make it beautiful!</p> <p>For example I would draw myself in the center and write 'Miss Mooy.' Then in the 5 petals and would write and draw pictures of:</p> <ul style="list-style-type: none"> -My family -My friends -My dogs -Dancing -Reading 	<p><u>Reading</u></p> <p>Find a nice quiet space to read for around 30 minutes.</p> <p>You might read under a tree (or in one – be safe!), in bed or on a picnic blanket under the sun.</p> <p>You might want to go to the Epic Reading website to access your virtual Library!</p> <p><u>Mathletics</u></p> <p>Spend around 30 minutes working through the assigned activities.</p> <p>Use this time effectively by picking areas you really need to work on.</p> <p>We do not expect you to do everything that is assigned by the end of the week.</p>	<p>You might like to work on one of the "Extra Ideas" or an activity on one of the "Break Ideas" sheets.</p>	<p>Go to this website for the activities</p> 	<p><u>STEM</u></p> <p>Go through the previous work from the term and work on one of the Friday afternoon STEM activities that you haven't completed.</p>  <p><u>Previous Work</u></p> <p>Go back and work on any activity you didn't do this week.</p> <p><u>Education Live</u></p> <p>At 10am you can watch the latest Education Live stream lesson. There is a different guest speaker each day.</p> <p><u>Squiz Kids</u></p> <p>Listen to today's Squiz Kids episode.</p> <p><u>Literacy Planet</u></p> <p>Complete one or more activities.</p> <p><u>Problem Solving</u></p> <ol style="list-style-type: none"> 1. Work on the booklet, showing all your working out. 2. Get someone to check your work.