


Year 3 – Monday – 16.08.21 – Term 3 Week 6

Morning English Essential	Morning English Additional	Break	Middle Maths - Angles Essential	Middle Maths Additional	Break	Afternoon Geography
<p>See the next page for the English Essential task</p>	<p>Library Visit the Library "Learning From Home" section of the school website and listen to a picture book being read or complete one of the activities.</p> <p>Education Live or Squiz Kids</p> <ul style="list-style-type: none"> At 10am you can watch the latest Education Live stream lesson. There is a different guest speaker each day. You could also listen to today's Squiz Kids episode. <p>Reading and Comprehension</p> <ol style="list-style-type: none"> Read 20 minutes of your chosen novel. Choose as many of the following activities as you would like to complete: <ol style="list-style-type: none"> How do you know if this book is fiction or nonfiction? Retell the story in order of events. Act out a scene from the book! Find out more about the author on the internet. <p>Literacy Planet Complete one or more activities. If you have completed your missions, you will unlock the library tab and have access to Intrepizine - the online magazine. Click the library tab and choose an interesting article to read and post the answers to the questions.</p>	<p>You might like to choose an activity from one of the "Break Ideas" sheets on the school website</p>	<p>Warm up Task: Spend 5-10 minutes going over your times tables or completing addition, subtraction, multiplication or division questions of your own creation. Or: Work on Maths Mentals. <u>Mark with a calculator as you go.</u></p> <p>Angles</p> <ol style="list-style-type: none"> Watch the video on angles: https://www.youtube.com/watch?v=NVuMULQib3o&ab_channel=MathSongsbyNUMBEROCK Draw and label the following angles: <ol style="list-style-type: none"> acute angle - an angle between 0 and 89 degrees Right angle - a 90 degree angle Obtuse angle - an angle between 91 and 179 degrees Challenge: <ol style="list-style-type: none"> A Straight angle - a 180-degree angle A reflex angle is between 181-359 degrees A revolution angle is 360 degrees Log onto Seesaw. You must watch the video of Miss Mooy going through the PowerPoint. Then draw and label the angles you can see in the pictures with the template provided. <p>Mathletics Booklet Complete pages 1-4.</p>	<p>Daily Activity</p> <ol style="list-style-type: none"> Using a piece of paper, make number cards 1–15. Turn the cards face down. Flip 3 cards over. Try to make a maths sum that totals 21 using all three numbers. Play for 5-10 mins. HINT: Try using any combination of the 4 operations. <p>Problem Solving</p> <ol style="list-style-type: none"> Complete a page or two of the booklet, showing all working out. Get someone to check your work. <p>Mathletics Complete one or more activities.</p>	<p>You might like to choose an activity from one of the "Break Ideas" sheets on the school website</p>	<p>Australia's Places This week we will be looking at the Great Barrier Reef</p>  <p>Complete the Seesaw Activity. In it you will be able to:</p> <ol style="list-style-type: none"> Watch the video. Listen to the information being read to you. Answer the questions. Include your own photos/pictures.

Morning
English - Writing
Essential

Recycled Materials

Start collecting recycled materials for Friday's art activity (have a quick look).

Informative Texts

Background Info: Did you know that all mammals are warm blooded and their body temperature remains about the same for their entire life?

Task:

- Today you are going to choose one of the 4,000 different mammals to write a Fact File on.
- Look at the template on Seesaw for the appropriate information to research and what subheadings to use.
- If you are not sure which mammal you would like to write about, look at this information website here: <https://a-z-animals.com/animals/mammals/>



Extension
Book Week

You are all invited to be a part of the TPS online K-6 Book Character Parade!

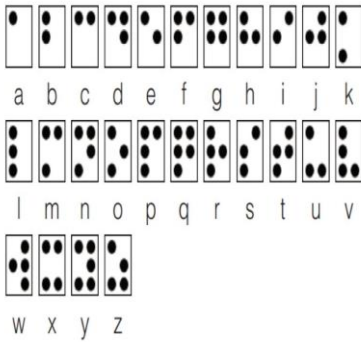
There are so many ways to get involved!

1. Draw a picture of a book character.
2. Dress up in a book character costume.
3. Wear a book character mask, wig, glasses or face paint.


If you'd like to be part of this, take a photo and send the image to your teacher by Wednesday 18 August to be included in the school Book Week Character Parade video!




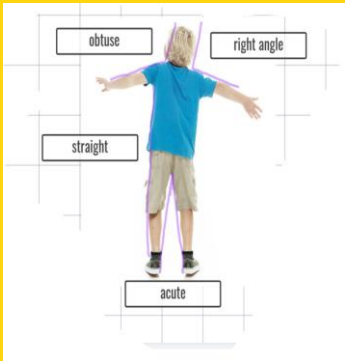
Year 3 – Tuesday – 17.08.21 – Term 3 Week 6

<p><u>Morning</u> English - Writing Essential</p>	<p><u>Morning</u> English & Maths Additional</p>	<p><u>Break</u></p>	<p><u>Middle</u> Maths - Angles Essential</p>	<p><u>Middle</u> STEM Extension</p>	<p><u>Break</u></p>	<p><u>Afternoon</u> Science Week Additional</p>
<p>Super Six <i>See Seesaw for further instructions.</i></p> <p>Read the novel you are currently reading for approximately 20 mins, or read a picture book, short story, newspaper or magazine article, etc and work through the Super Six comprehension strategies (in bold below).</p> <p><u>Before reading</u>, write a short sentence in your book about what you think the text is about. You can use headings or any images to help you predict. Then as you are reading, write a few short sentences connecting parts of the text to your life, the wider community or the world.</p> <p>Whilst reading, question what is happening, visualise it in your head and monitor how the text is making you feel and think. Write five of your own comprehension questions and write a paragraph explaining how what you have read has made you feel.</p> <p>When you are finished, write a short summary about what the text is about and draw a picture.</p>	<p>Language</p> <p>Write a thank you note to someone in your home. How have they helped with your learning at home experience?</p> <p>Poetry</p> <p>Create an acrostic poem using the word CURSIVE. In the poem, describe cursive writing. Be sure to write the entire poem using your very best cursive handwriting.</p> <p>BTN</p> <p>1. Watch the latest episode of BTN, either live on ABC Me at 10am or this afternoon online at: https://www.abc.net.au/btn/classroom/</p> <p>Or: You could instead browse the Classroom Stories and watch a few videos that interest you.</p> <p>2. Write a half/one-page summary of some of the interesting things you learnt.</p> <p>Literacy Planet</p> <p>Complete one or more activities.</p> <p>Problem Solving</p> <p>1. Complete a page or two of the booklet, showing all working out. 2. Get someone to check your work.</p> <p>Mathletics</p> <p>Complete one or more activities.</p>	<p>You might like to choose an activity from one of the "Break Ideas" sheets on the school website</p>	<p>Warm up</p> <p>Task: Spend 5-10 minutes going over your times tables or completing addition, subtraction, multiplication or division questions of your own creation.</p> <p>Or: Work on Maths Mentals.</p> <p><u>Mark with a calculator as you go.</u></p> <p>Angles</p> <p>1. Watch the video on angles for revision. 2. Complete Mathletics Booklet pages 5-7. Be sure to read the instructions carefully. 3. Upload a photo of your work to the Seesaw activity.</p> <p>If you do not have access to a printer: please complete the Seesaw activity.</p>	<p>Braille</p>  <p>Background Info: Louis Braille wanted to make reading easier for other blind people, so he created a code of raised dots.</p> <p>Task:</p> <p>1. Watch this video about the incredible boy who invented Braille.</p> <p>2. Read through this worksheet about Braille basics.</p> <p>3. Have a go at writing messages in Braille.</p>	<p>You might like to choose an activity from one of the "Break Ideas" sheets on the school website</p>	<p>Backyard biodiversity</p> <p>2pm Live Event</p> <p>https://dartlearninng.org.au/excursion/scifest-2021-backyard-biodiversity/</p> <p>See the DETAILS tab for the link.</p> <p>Join Karen from Australian Environmental Education to talk about Backyard Biodiversity.</p> <p>Discover some of the amazing animals living in your local area. You will look at local animals and find out what you can do to protect them. Live Insects and a Live Green Tree Frog will join Karen during this event.</p>




Year 3 – Wednesday – 18.08.21 – Term 3 Week 6

<p><u>Morning</u> English - Writing Essential</p>	<p><u>Morning</u> English & Maths Additional</p>	<p><u>Break</u></p>	<p><u>Middle</u> Maths - Angles Essential</p>	<p><u>Middle</u> Music/Mandarin Extension</p>	<p><u>Break</u></p>	<p><u>Afternoon</u> Science Week</p>
<p>Writing Background: Today you will write an information text about your chosen mammal using your Fact File from Monday.</p> <p>Task: 1. Read the resource on the Seesaw Activity on how to set out your report. 2. Follow the template on the Seesaw Activity for the layout of your report. 3. Be sure to use factual information, a Sizzling Start, write in full sentences and add some pictures. You can copy them from the Internet or draw your own. 4. You may write out your information report or type it into a Word Document. Please do not type it directly into Seesaw.</p> 	<p>Language What is your favourite breakfast food? Write a procedural text explaining how to make it. Be sure to include a list of ingredients, clear steps, and a conclusion.</p> <p>Daily Activity 1. Place a plastic bowl on the floor. 2. Standing 20 steps away, toss a coin in the bowl 25 times. 3. How many coins made it in? Write the number as a fraction. 4. Repeat the game tossing the coin only: a. 15 times b. 10 times c. 5 times. 5. Compare the fractions. Extension: You could challenge a family member to this and compare your fractions.</p> <p>Literacy Planet Complete one or more activities.</p> <p>Problem Solving 1. Complete a page or two of the booklet, showing all working out. 2. Get someone to check your work.</p> <p>Mathletics Complete one or more activities.</p>	<p>You might like to choose an activity from one of the "Break Ideas" sheets on the school website</p>	<p>Warm up Task: Spend 5-10 minutes going over your times tables or completing addition, subtraction, multiplication or division questions of your own creation. Or: Work on Maths Mentals. <u>Mark with a calculator as you go.</u></p> <p>Angles Background Info: Did you know that mini golf actually involves using different types of angles to get a hole in one?!</p> <p>Many professional mini golf players are fantastic mathematicians and can work out the exact angles they need to get a hole in one!</p> <p>Task: 1. Watch this short clip of Pixar putt-putt to see how crazy some of the mini golf courses can get: https://www.youtube.com/watch?v=zDhFLaMQCcs&ab_channel=KennyLau 2. Log onto Seesaw to create your own mini golf course and label the angles used. Please draw your golf course on paper and use a ruler.</p> <p>Mathletics Booklet Please complete page 8.</p>	<p>Music Work through this week's music task at Mrs Mac's Google Site.</p>  <p>Languages – Mandarin 太太 Tseng has put Mandarin language activities on the school website. If you scroll down, you will see video lessons too.</p>	<p>You might like to choose an activity from one of the "Break Ideas" sheets on the school website</p>	<p>Food Science Show 2pm Live Event https://dartlearning.org.au/excursion/scifest-2021-food-science-show-2/ See the DETAILS tab for the link. Delving into food chemistry in a school stage show!</p> <ul style="list-style-type: none"> ● What is molecular gastronomy and how is it used in modern food design? ● Just how much energy is food? ● How is food preserved and why don't we notice some preservatives when we eat it? ● How can we tell that there are nutrients in food? ● Making healthy choices in our diet.

Year 3 – Thursday – 19.08.21 – Term 3 Week 6

<p><u>Morning</u> English - Reading & Spelling Essential</p>	<p><u>Morning</u> English Additional</p>	<p><u>Break</u></p>	<p><u>Middle</u> Maths - Angles Essential</p>	<p><u>Middle</u> Computers Extension</p>	<p><u>Break</u></p>	<p><u>Afternoon</u> Science Week Additional</p>
<p><u>School Magazine</u></p> <ol style="list-style-type: none"> 1. Log onto Seesaw and watch the video of Miss Mooy reading the informative text on Pigs. 2. Answer the following comprehension questions: <ol style="list-style-type: none"> a. What 3 animals are smarter than pigs? b. What clever things can pigs do? c. Provide some examples of pigs being clean. d. Why do pigs roll in the mud? e. How might doctors use pigs to help humans? f. How do pigs use their snouts to smell important things? g. Provide some examples of how other countries may describe the sound a pig makes. h. Think of a new way to describe the sound a pig makes. <p><u>Spelling</u></p> <p>Complete Unit 11 of the Soundwaves Spelling program. If you have already completed Unit 11, continue in order. Here is the link: http://www.soundwaveskids.com.au/. Your class code will be on Seesaw.</p> <p><i>If you can't access a computer:</i></p> <ol style="list-style-type: none"> 1. Write a spelling list with 20 u words or more (eg: umbrella, monkey, come, young, does etc.). 2. Ask someone to test you on them. 	<p><u>Language</u></p> <p>What is your favourite month of the year? Imagine that month was removed from the calendar. Write a journal entry explaining how your life is different now without it.</p> <p><u>Daily Activity</u></p> <ol style="list-style-type: none"> 1. Research the distance between Sydney and 5 other capital cities around the world. 2. Order the distances from the shortest to the longest. <p><u>Literacy Planet</u></p> <p>Complete one or more activities.</p> <p><u>Problem Solving</u></p> <ol style="list-style-type: none"> 1. Complete a page or two of the booklet, showing all working out. 2. Get someone to check your work. <p><u>Mathletics</u></p> <p>Complete one or more activities.</p>	<p>You might like to choose an activity from one of the "Break Ideas" sheets on the school website</p>	<p><u>Warm up</u></p> <p>Task: Spend 5-10 minutes going over your times tables or completing addition, subtraction, multiplication or division questions of your own creation.</p> <p>Or: Work on Maths Mentals. <u>Mark with a calculator as you go.</u></p> <p><u>Angles Come Alive!</u></p> <p>Follow the instructions on the Seesaw Activity to complete this task - have fun.</p>  <p><u>Mathletics Booklet</u></p> <p>Please complete pages 9-10. It is a fun activity that involves drawing and finding the angles in your name.</p>	<p><u>Minecraft & Coding</u></p> <p>Work on one of the computer tasks from the school website.</p> <p>Or: Work through one of the coding courses at code.org: https://code.org/student/elementary.</p>	<p>You might like to choose an activity from one of the "Break Ideas" sheets on the school website</p>	<p><u>Predator, Prey and Pollination</u></p> <p>2pm Live Event</p> <p>https://dartlearning.org.au/excursion/scifest-2021-wildlife-show/</p> <p>See the DETAILS tab for the link.</p> <p>A live native animal show with bats, pythons and crocodiles to name a few! An exciting and awesome "up-close" on the importance of nectarivores and the coolest of all, the carnivores.</p> <p>Australian Biodiversity at its best!</p>

Year 3 – Friday – 20.08.21 – Term 3 Week 6

Morning Visual Arts Essential	Morning English Additional	Break	Middle STEM Essential	Middle Catch up time Additional	Break	Afternoon PDHPE Extension
<p><u>Recycled Sports</u> Use recycled materials to create sport equipment!</p> <p>Ideas: - You could wrap masking tape around plastic bottles to make pins for bowling! - A cardboard box could make a goal! - Toilet paper rolls could become weights!</p> <p>After you've created your equipment, test it out and see how long it survives.</p> 	<p><u>Premier's Reading Challenge</u> Update your PRC list at: https://online.det.nsw.edu.au/prc/home.html You might want to spend some extra time reading. It is going to finish soon, so get on this!</p> <p><u>SQUIZ Kids Podcast</u> With your parents' permission, listen to today's episode of The SQUIZ Kids Podcast. Here is the link.</p> <p>Write down interesting things you learnt from listening to the podcast. You may need to pause it so you have time to write. Try and write at least 1 page of notes. Don't forget to write a heading and a date on your page.</p>	<p>You might like to choose an activity from one of the "Break Ideas" sheets on the school website</p>	 <p>Choose 1, 2, 3 or even all 4, of the following STEM activities.</p> <ol style="list-style-type: none"> 1. Find some patterns within your house or backyard and recreate them using LEGO, playdough or something else! 2. Help someone in your family to fix something that's broken. What did you learn? 3. Use natural materials to create an artwork. Gift it to a friend or family member. 4. Find an insect in your garden or on a walk. Research some more information about it. <p>OR: Choose one of the activities from a previous week to complete.</p>	<p><u>Catch up time</u> Go over any of the previous work from the week that you have missed.</p> <p><u>Mathletics</u> Complete one or more activities.</p> <p><u>Literacy Planet</u> Complete one or more activities.</p> <p><u>Melbourne Zoo Virtual Tour</u> Today you might want to take a virtual tour of Melbourne Zoo. There are zoo tours, keeper talks, virtual animal encounters and live animal cams. It would be a fun thing to do as a family, with everyone getting to choose a different video to watch.</p>	<p>You might like to choose an activity from one of the "Break Ideas" sheets on the school website</p>	<p><u>Personal Development - Resilience</u> Background Info: Other words for resilience include bouncing back, toughness, adaptable and strong. Think of yourself as a rubber band. If you have resilience, you bounce back, if you don't you become a bit weaker or may even break.</p> <p>Task:</p> <ul style="list-style-type: none"> • Create a Resilience Poster and share it on Seesaw. • It needs to have the word RESILIENCE in bold print and then a whole lot of other things you think are important for the topic. • The video on Seesaw will help. • Have fun and demonstrate resilience. <p><u>Physical Activity - Ninja Warrior</u></p> <ol style="list-style-type: none"> 1. Watch Stephen Amell run the Ninja Warrior course. 2. Create your own Ninja Warrior obstacle course in your backyard or inside your house (ask your parents' permission). 3. Time yourself and/or your family members completing the course and post your time on Seesaw! <p>OR:</p>  <p>Pick something from the Fitness Break Ideas sheet or the PDHPE section of the school Learning from Home website. You could also give 'Smiling Minds' mindfulness or one of the yoga activities on the PDHPE ideas page a go. You can get the Smiling Minds App on a phone or tablet or access it online at: https://www.smilingmind.com.au/ You will need your parents' permission to do this as they will need to sign up to a free account. Mindfulness and yoga activities are fun to do with the whole family!</p>