






Turrumurra Public School



Year 1: Learning From Home

Term 2 - Week 2


Monday 4th May

Morning Session	Reading Choose something you wish to read. This might be a book, a recipe or even a comic book. (15 mins)	Writing Listen to Mrs O'Keefe read 'The Little Red Riding Hood' on Seesaw. Complete the 'Sequence the Story' page in your writing booklet. Cut out the pictures and put them in the correct order. Complete the 'Story Map' page for Little Red Riding Hood and upload to the Seesaw Assigned Activity.	 	Spelling & Phonics Choose 5 - 10 words from the Week 2 spelling list in your spelling & phonics booklet. Use pyramid writing to practise your words.	
------------------------	---	---	--	---	---

Break

Middle Session	Mathematics Complete 'Ordinal Numbers' page from your Maths booklet.		
	Can Do Activity Start at each number and count forward 10 numbers. What number did you end up at? 9, 17, 23, 56, 78, 96 Start at each number and count backwards 10 numbers. What number did you end up at? 11, 27, 52, 73, 103 Did you notice anything interesting? Record what you found in your workbook.		

Break

Afternoon Session	Visual Arts Enjoy this story called Henri's Scissors based on the life of Henri Matisse. Create your own artwork using paper and scissors. Get creative, ask your mum and dad what other materials you could use e.g. newspaper, coloured paper, paper bag, cereal box etc. See Year 1 Art booklet.	
--------------------------	---	---



Turrumurra Public School

Year 1: Learning From Home

Term 2 - Week 2

Tuesday 5th May

Morning Session

Reading

Listen along to the story of the 3 Billy Goats Gruff.

<https://www.youtube.com/watch?v=3QzT1sq6kCY>

In your workbook draw a picture and write what happened at the beginning, middle and the end.



Writing

Complete the 'Narrative Writing' page in your writing booklet.

Use the adjectives provided to write a sentence about each of the fairy tale characters.



Spelling & Phonics

Live Zoom phonics lesson for 1T, 1N and 1B.



1M write a sentence for each of your spelling words.



Complete one page from your Spelling & Phonics booklet.

Break

Middle Session

Mathematics

Watch Mrs Tomlinson's video on Seesaw about multiplication. Complete the first two pages of 'Multiplication - equal groups' in your Maths booklet.



Can Do Activity

Take 12 of your toys and see if you can organise them into equal groups. e.g. 3 group with 4 in each

What other groups can you make with 12 toys?

Draw what you made in your workbook.

Take a photo of your work and upload to the Seesaw Assigned Activity.



Mathletics

Complete 2 tasks.



Break

Afternoon Session

French

Complete the Week 2 French activity in your French booklet and from the TPS Website. This can be found under the French tab in the 'Learning from Home'.

<https://turrumurra-p.schools.nsw.gov.au/learning-from-home/multiple-subject-areas/french.html>








Turrumurra Public School




Year 1: Learning From Home

Term 2 - Week 2


Wednesday 6th May

Morning Session	Reading Choose a book to read from Epic or your own collection. (15mins)	Writing Complete the 'Narrative Writing' page in your Writing booklet. Pretend you're an author. Use the pirate image to help you plan a creative story. Think about who will be in the story, where it will take place, what the problem might be and how the problem will be solved.		Spelling & Phonics Complete 2 pages from your 'Spelling & Phonics' booklets.	
					

Break

Middle Session	Mathematics Watch Mrs Moyses video on Seesaw about modelling different groups. Complete page 57 & 59 in your Maths booklet.		Mathletics Complete 2 tasks.	
	Can Do Activity Make equal groups using counters, tiny teddies, M&M's, sultanas, buttons etc. Count out the following numbers, then group into 2's: 6, 4, 10, 12, 14, 16, 20, 24, Write a simple sentence for each one. eg 3 groups of 2 = 6 Next, try making groups of 3 for these numbers: 15, 12, 21, 24, 18, 30 Take a photo of your work and upload to the Seesaw Assigned Activity.			

Break

Afternoon Session	Physical Education Choose an activity from the PDHPE learning tab on the school website. https://turrumurra-p.schools.nsw.gov.au/learning-from-home/multiple-subject-areas/pdhpe.html	
--------------------------	---	---







Turramurra Public School



Year 1: Learning From Home

Term 2 - Week 2



Thursday 7th May

Morning Session	Reading Choose a book to read from Epic or your own collection. (15mins)	Grammar Watch Miss North's Seesaw video on correct punctuation. Complete the 'Writing Super Sentences' page in your writing booklet and upload to Seesaw. Focus on using correct punctuation. Remember to have a capital at the beginning and a full stop at the end of every sentence.	Handwriting Complete the letter Nn on page 20 & 21	Spelling & Phonics Live Zoom phonics lesson for 1M. 1T, 1N & 1B write a sentence for each of your spelling words.
				

Break

Middle Session	Mathematics Watch Mrs Moyse video on Seesaw about equal groups. You will need 2 dice and some counters. Roll the first dice to find out how many groups you need to make. eg roll 2 = 2 groups Roll second dice to find out how many counters in each group eg roll 5 = 5 objects in each group Make 2 groups of 5. How many altogether? Repeat 6 more times. Draw or take a photo of one of your turns.	Mathletics Complete 1 task only.
		

Break

Afternoon Session	Music Watch the Seesaw video from Miss Strahle. Follow her instructions and complete her activity. You may also like to choose a music activity from the Year 1 Music choice board. Miss Strahle will add this to your Seesaw class.		
--------------------------	--	---	---









Turramurra Public School

Year 1: Learning From Home

Term 2 - Week 2

Friday 8th May

Morning Session	Reading Choose a book to read from Epic or your own collection. (15mins) 	Writing Watch Miss North's Seesaw video on Narratives. Complete the 'Narrative Writing' page in your writing booklet.   Pretend you're an author. Use the rainy image to help you plan a creative story. Think about who will be in the story, where it will take place, what the problem might be and how the problem will be solved.	Spelling & Phonics Write your spelling words.  Circle the vowels in red (a, e, i, o, u). Circle the consonants in blue. Complete one page from your Spelling & Phonics booklet.
Break			
Middle Session	Mathematics Take some time to play a board game with your siblings or even your whole family. You might like to play snakes and ladders, trouble, twister etc		Mathletics Complete 1 task only. 
Break			
Afternoon Session	Geography - Special Places Watch Ms Pelham's Seesaw video for Geography. Listen to these books about special places: 'My Farm' Alison Lester https://www.youtube.com/watch?v=EBRsuI3LRK8 'Where the Forest Meets the Sea' Jeannie Baker https://www.youtube.com/watch?v=oHb_WEA50yo Draw or write about a place that is special to you. Talk about it and share it with someone at home (or take a video for Seesaw). What is your connection to the place?		