



Turrumurra Public School

Year 1: Learning From Home

Term 2 - Week 3

Monday 11th May

Morning Session

Reading

Choose something you wish to read. This might be a book, a recipe or even a comic book. (15 mins)



Writing

Listen to Mrs Moyse's Seesaw lesson on writing super sentences.

Complete the 'Sentence Challenge' page in your writing booklet.

Use the dragon picture to create a list of adjectives (describing words), verbs (doing words) and adverbs (describes a verb) in your workbook.



Literacy Planet
Complete 2 tasks.



Break

Middle Session

Mathematics

Watch Mrs Tomlinson's Seesaw video about fractions. Then complete the Seesaw halves activity.

Complete the 'Is it a half' and 'Fractions - halves of shapes' page in your Maths booklet.

Can Do Activity

Choose a piece of fruit that you can safely cut into half. Share half with someone in your house.

Watch

<https://education.abc.net.au/home#!/media/29646/investigating-halves-of-familiar-objects>



Mathletics

Complete 2 tasks.



Break

Afternoon Session

Visual Arts

Complete the Week 3 activity in your Art Workbook.

You'll need a dice to create your own Cubist portrait inspired by Pablo Picasso.








Turrumurra Public School



Year 1: Learning From Home

Term 2 - Week 3

Tuesday 12th May

Morning Session	Reading Read the assigned reader about exclamation marks on Epic. (15mins)	Writing Complete the 'Exclamation Marks' page in your Writing booklet. Read each sentence and put the correct punctuation at the end e.g. full stop, exclamation mark, question mark.	Spelling & Phonics Choose 5 new spelling words from the Week 3 list in your Spelling & Phonics booklet. Copy them into your workbook and write a sentence for each.
			

Break

Middle Session	Mathematics Complete 'Read and Colour the Fractions' page in your Maths booklet	Mathletics Complete 2 tasks.
	Can Do Activity Take 2 slices of bread. Spread lightly with butter or margarine then add hundreds and thousands. Can you think of <u>2 different ways</u> to cut each piece of bread in half? Make one more piece of fairy bread and cut into 2 pieces that are <u>NOT equal</u> . Share with someone. Which piece do you want and why?	 

Break

Afternoon Session	Library Choose an activity from Mrs Kynaston's list from the Library learning tab on the school website. https://turrumurra-p.schools.nsw.gov.au/learning-from-home/multiple-subject-areas/library.html
	





Turramurra Public School




Year 1: Learning From Home

Term 2 - Week 3


Wednesday 13th May

Morning Session	Reading Choose a book to read from Epic or your own collection. (15mins)	Writing Complete the 'Narrative Writing - Sizzling Starts' page in your Writing book. Use the pictures to help you write a sizzling start. A sizzling start grabs the reader's attention. See if you can start each sentence with a sound e.g. 'Bang!'	Spelling & Phonics Write a synonym for each of your spelling words. A synonym is a word with the same meaning. e.g. cheerful is a synonym for happy. Complete one page in your Spelling & Phonics booklet.
			

Break

Middle Session	Mathematics Watch Mrs Moyse's Group Halving lesson on Seesaw. Complete the 'Halves of Groups' page in your maths booklet.		Mathletics Complete 2 tasks. 		
	Can Do Activity Using sultanas, tiny teddies, counters or buttons count out the following numbers of objects, then split into half. (2 equal groups)				
	<table border="1"><tr><td>10, 6, 8, 12, 20</td></tr><tr><td>14, 22, 16, 4, 19</td></tr></table>	10, 6, 8, 12, 20	14, 22, 16, 4, 19		
10, 6, 8, 12, 20					
14, 22, 16, 4, 19					
	Choose one of these numbers after you have divided it in half and draw it. Did all numbers split evenly? If not, which number didn't?				

Break

Afternoon Session	Physical Education Go to the school website and complete an activity set by Mr DJ. https://turramurra-p.schools.nsw.gov.au/learning-from-home/multiple-subject-areas/pdhpe.html	
--------------------------	---	---






Turrumurra Public School



Year 1: Learning From Home

Term 2 - Week 3



Thursday 14th May

Morning Session	Reading Choose a book to read from Epic or your own collection. (15mins)	Writing Complete the 2 'Fix the Story' pages in your Writing book. Rewrite the beginning of the story using a sizzling start. Try to start each of your sentence with a sound e.g. crack, rustle, snap	Handwriting Complete the letter Rr on page 22 and 23 of your handwriting book.	Spelling & Phonics Live Zoom lesson for 1N, 1M, 1T, 1B Class teacher to confirm time.
				

Break

Middle Session	Mathematics Draw a flower garden in your workbook. Make half of the flowers in your garden yellow.	Mathletics Complete 1 task only.
	Can Do Activity Using an ipad or other device, take 5 photos of toys or interesting objects around your house or in your garden that can be split into 2 equal halves. Now see if you can find 5 objects that cannot be split equally into half. Take a photo of these	 

Break

Afternoon Session	Music Complete Miss Strahle's Mini Musical Moment activity on Seesaw. You may also like to choose an activity from the Yr 1 Music Choice Board on Seesaw.	 
--------------------------	--	--








Turramurra Public School

Year 1: Learning From Home

Term 2 - Week 3

Friday 15th May

Morning Session	Reading Choose a book to read from Epic or your own collection. (15mins) 	Writing Watch Mrs Moyses's Journal Writing lesson on Seesaw. Complete the 'Journal Writing' page in your Writing booklet.  Choose one of the four topics to write about. Try to use interesting vocabulary to make your story exciting.	Spelling & Phonics Using your finger, write each of your spelling words on someone's back. See if they can guess which word you are writing.  Complete one page from your Spelling & Phonics booklet.
	Break		
Middle Session	Mathematics Draw a pizza in your workbook. Put a different topping on each quarter. Can Do Make pizzas with your family for dinner. What toppings would like on your pizza? Can you cut your pizza in half? (NB: this an optional activity and can be done on any day that is suitable for your family)		Mathletics Complete 1 task only. 
	Break		
Afternoon Session	Geography - Special Places Places can be made up of natural features or human-made features - or both! On Seesaw Activities, complete a sorting activity saying whether different place features are natural or human-made.		