



# Turramurra Public School

## Year 2: Learning From Home

### Term 2 - Week 3

Monday 11<sup>th</sup> May

#### Morning Session

##### Reading

Read the Time for Kids article in your literacy booklet called: "Speaking up for Earth"



##### Writing

Planning a narrative before writing is very helpful. Here are some ideas for how to plan your writing: <https://www.youtube.com/watch?v=eJULQ0xBHFs>

Watch this short clip: <https://www.literacysshed.com/adventures-are-the-pits.html>

Imagine you are at the top of a giant slide. Where will the slide take you? Write a story about a giant slide that takes the character(s) to an unexpected place. What happens there? How do the character(s) get back?

##### Spelling

Choose 10 words from the Week 3 spelling list. Using the Look, Cover, Write, Check method, copy these words into the spelling table in the booklet. Complete unit 22 activity.

Break

#### Middle Session

##### Mathematics

Essential:

Complete pages 17 and 18 of your Maths booklet called "Language of Chance"

Extension:

Write 5 interesting sentences using the mathematical language; likely, unlikely, certain, impossible. e.g. It is **likely** that it will rain today. It is **impossible** that our school excursion will be to the moon.

##### Mathletics

2 tasks only.



Break







# Turramurra Public School

## Year 2: Learning From Home

### Term 2 - Week 3

<b>Afternoon Session</b>	<div data-bbox="342 300 472 424"> </div> <p><b>Creative Art - Pablo Picasso inspired Artwork</b></p> <p>Visit: <a href="https://www.tate.org.uk/kids/explore/who-is/who-pablo-picasso">https://www.tate.org.uk/kids/explore/who-is/who-pablo-picasso</a> to learn a little about Picasso.</p> <p>Using the game in your learning pack, create a picasso portrait and colour your artwork in wild colours.</p>
--------------------------	---


Tuesday 12 <sup>th</sup> May			
Morning Session	<b>Reading</b> Read the Time for kids article "Fast Forward."	<b>Writing</b> Write a fun story about a train. It could be an exciting train ride you've had or you can use your imagination. Don't forget to plan first, especially the complication. Use the scaffold in your literacy booklet.	<b>Literacy Planet</b> 2 tasks.
			 <b>Handwriting</b> Complete one page of your handwriting book
Break			
Middle Session	<b>Mathematics</b> <u>Essential:</u> Complete 3 pages of your Maths booklet from page 19-21, called: "Likelihood" and "Possible Outcomes"		<b>Mathletics</b> 2 tasks only.
	<u>Extension:</u> Solve two problems of your choice from the "Daily Maths Problems" section at the end of your Maths booklet.		






# Turramurra Public School

## Year 2: Learning From Home

### Term 2 - Week 3

Break		
<b>Afternoon Session</b>	<b>French</b> Complete the Week 3 activity from Madame Marot on the French learning tab of the school website. Remember to watch the clip, then complete the task in the French booklet.	


Wednesday 13 <sup>th</sup> May		
<b>Morning Session</b>	<b>Library</b> Choose an activity from Mrs Kynaston's list from the Library learning tab on the school website. <a href="https://turramurra-p.schools.nsw.gov.au/learning-from-home/multiple-subject-areas/library.html">https://turramurra-p.schools.nsw.gov.au/learning-from-home/multiple-subject-areas/library.html</a> 	<b>Spelling &amp; Grammar</b>  Complete the spelling rule 4 and monster adjectives worksheets in your spelling booklet.
Break		
<b>Middle Session</b>	<b>Mathematics</b> <u>Essential:</u> Complete page 22 in your Maths booklet called: "Chance Experiment (Coin)"  <u>Extension:</u> Solve 3 problems of your choice from the "Daily Maths Problems" section at the end of the Maths booklet.	<b>Mathletics</b> 2 tasks only. 






# Turramurra Public School

## Year 2: Learning From Home

### Term 2 - Week 3

Break	
<b>Afternoon Session</b>	<p><b>Physical Education</b> Go to the school website and complete an activity set by Mr DJ.</p> 



Thursday 14 <sup>th</sup> May			
<b>Morning Session</b>	<p><b>Reading</b> Independent reading (15Mins)</p> <p>Choose a book from the Epic reading website to read.</p> 	<p><b>Writing</b> What a mess!</p> <p>This is the idea for your story today. You might write about a messy person, an untidy place, or a tricky situation.</p>  <p>Before you start writing, think about the characters in your story, where and when your story takes place and the problem and solution of your story.</p>	<p><b>Literacy Planet</b> 2 tasks.</p> 
Break			






# Turramurra Public School

## Year 2: Learning From Home

### Term 2 - Week 3

<b>Middle Session</b>	<p><b>Mathematics</b></p> <p><u>Essential:</u> Complete page 23 in your Maths booklet called: "Chance Experiment (Dice)"</p> <p><u>Extension:</u> Solve 3 problems of your choice from the "Daily Maths Problems" section at the end of the Maths Booklet.</p>	<p><b>Mathletics</b> 2 tasks only.</p> 
<b>Break</b>		
<b>Afternoon Session</b>	<p><b>Music</b> Go to the school website and select an activity from Miss Strahle's music tab.</p>	


<b>Friday 15<sup>th</sup> May</b>			
<b>Morning Session</b>	<p><b>Reading</b></p>  <p>Choose one of your own books to read for 15 mins by yourself.</p>	<p><b>Writing</b></p>  <p>Using this picture to inspire you, write a spooky story in your book. Remember to include an orientation, a complication and an unbelievable ending! Try to include a sizzling start and once you've finished, edit your work then upload it for your teacher to read on Seesaw.</p>	<p><b>Literacy Planet</b> 2 tasks.</p> 
<b>Break</b>			



# Turrumurra Public School

## Year 2: Learning From Home

### Term 2 - Week 3

<b>Middle Session</b>	<b>Mathematics</b> <u>Essential:</u> In your exercise book, write three things, using complete sentences, that are: <ul style="list-style-type: none"><li><input type="checkbox"/> Certain to happen over the weekend</li><li><input type="checkbox"/> Likely to happen over the weekend</li><li><input type="checkbox"/> Unlikely to happen over the weekend</li><li><input type="checkbox"/> Impossible to happen over the weekend</li></ul> <u>Super Challenge:</u> Try adding the chance word to the timeline in your Maths booklet on page 24.	<b>Mathletics</b> 2 tasks only. 
<b>Break</b>		
<b>Afternoon Session</b>	<b>STEAM</b> Inspired by your reading from Monday; "Speaking up for Earth," design and make a poster on " <b>How can children contribute towards saving our environment?</b> " Share a picture of your poster on Seesaw.	