
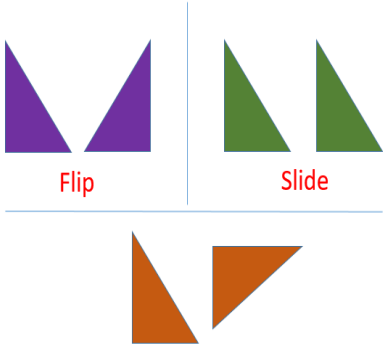













Morning English - Essential	Morning English - Additional	Break 30 Mins	Middle Maths - Essential	Middle Maths - Additional	Break 1 hour	Afternoon Science - Extension
<p>Writing - Persuasive Texts</p> <p>As you have already learnt so much about how to write a great persuasive text, now you are going to edit one you have already written and improve it.</p> <p>At the start of this term you wrote a letter to your parents convincing them that you shouldn't have to wear a school uniform. Now you are going to re-write this and make it even better, making sure to include:</p> <ul style="list-style-type: none"> - a hooking opening statement clearly showing your opinion - 3 reasons, each supported with examples - a closing statement linking everything together - paragraphs separating these elements - high modality words - emotive language - rhetorical questions - neat handwriting - capital letters and full stops - punctuation <p>Write it in your English book using a heading and date. Then take a photo and upload to the Seesaw activity for your teacher to see how much you have improved.</p>	<p>Reading and Comprehension</p> <p>Find a picture book at home that has many words and some sort of story line (e.g. Possum Magic).</p> <p>Read it and then choose 3 of the following activities to complete in your English Book:</p> <ol style="list-style-type: none"> 1. Write a short paragraph about what the lesson (moral) behind this story is and draw a picture to portray this lesson 2. Change the ending of the story 3. List 5 ways this text relates to something in your life 4. Choose 2 characters and create a table showing their similarities and differences 5. Draw a comic strip showing what happened in the story <p>Literacy Planet</p> <p>Complete one or more assigned grammar activities.</p>	<p>You might like to choose an activity from one of the "Break Ideas" sheets</p>	<p>Maths Mentals Book</p> <p>Complete one column. Time yourself and mark with a calculator.</p> <p>2D Space</p>  <p>Images can flip, slide and turn.</p> <p>Create a chart (similar to the example below) and draw irregular shapes.</p> <p>Draw each irregular shape:</p> <ol style="list-style-type: none"> 1. flipped 2. rotated 90 degrees (turn) 3. slide <div data-bbox="1037 906 1473 1369" style="border: 1px solid black; padding: 10px; text-align: center;"> <p>Transformations</p>  <p>Flip Slide</p> <p>Turn</p> </div> <p>Mathletics Booklet</p> <p>2D Space</p> <p>Please complete page 6.</p>	<p>Daily Number Challenge</p>  <p>Today's number is 12. The extension number is 83.</p> <ol style="list-style-type: none"> 1. multiply by 2 2. round to the nearest 10 3. add 35 4. times by 100 5. divide by 5 6. minus 78 <p>Problem Solving Booklet</p> <p>Complete a page of your <i>Problem Solving Booklet</i>, showing all working out. Get someone older than you to check your work.</p> <p>Mathletics</p> <p>Complete one or more assigned activities.</p>	<p>You might like to choose an activity from one of the "Break Ideas" sheets</p>	<p>What is UV light?</p>  <p>The sun emits (gives out) rays of light. We can't see all the types of light that come from the sun.</p> <p>The visible spectrum is the name for the light that we can see and is made up of the colours of the rainbow.</p> <p>Some UV rays are blocked by the ozone layer, but most of the UV light from the sun reaches us on earth.</p> <ol style="list-style-type: none"> 1. Give a definition for each bolded word. 2. Why do you think UV light from the sun can be bad? 3. Make a table of the helpful and harmful things that happen to us from the sun.

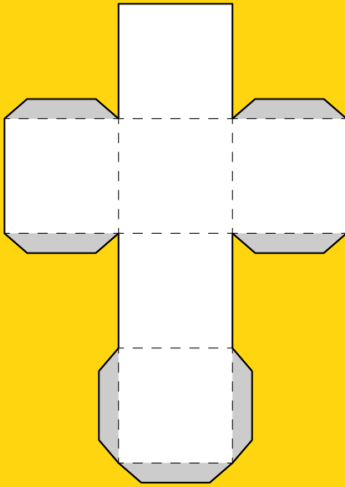



Morning English - Essential	Morning English - Additional	Break 30 Mins	Middle Maths - Essential	Middle Maths - Additional	Break 1 hour	Afternoon History - Extension
<p><u>Writing - Persuasive Texts</u></p>  <p>Learning about superlatives.</p> <p>Write the following information into your writing book:</p> <p><i>“Superlatives usually have the suffix -est or -iest or have ‘the most’ before them. They describe the greatest degree.”</i></p> <p>Complete the activity on Seesaw sorting words to determine if they are <u>Superlative Words, Emotive Language OR High Modality Words.</u></p>	<p><u>Journal Writing</u></p> <p>In your MY BOOK use 1 or 2 pages to make a journal entry for today.</p> <p>Write the heading as your feelings today and don't forget a date.</p> <p>Then write a letter to yourself about what is going on in your life today.</p> <p>What is happening? Why is this happening? How does it make you feel? What are you going to do to make today the best day possible day?</p> <p>Write out a plan for yourself! This is just for your eyes only - use pencils and textas to make it bright and colourful.</p> <p><u>Literacy Planet</u></p> <p>Complete one or more assigned grammar activities.</p>	<p>You might like to choose an activity from one of the</p> <p>“Break Ideas” sheets</p>	<p><u>Maths Mentals Book</u></p> <p>Complete one column. Time yourself and mark with a calculator.</p> <p><u>Treasure hunt</u></p> <p>Go on a treasure hunt for quadrilaterals in nature (your backyard) and take photos (eg: on an iPhone).</p>  <p>Look for the following:</p> <ul style="list-style-type: none"> -Symmetrical image -A quadrilateral -A shape with infinite lines of symmetry (circle) -An image shown 4 times but turned 90 degrees each time -An image flipped -Regular shape -Irregular shape <p>Each photo is worth a point.</p> <p>Share your favourite photo and how many points you got on Seesaw.</p>	<p><u>Daily Number Challenge</u></p>  <p>Today's number is 22. The extension number is 204.</p> <ol style="list-style-type: none"> 1. what is half? 2. multiply by 3 3. plus 62 4. divide by 5 5. round to the nearest 10 6. 32 more 7. multiply by 4 <p><u>Problem Solving Booklet</u></p> <p>Complete a page of your <i>Problem Solving Booklet</i>, showing all working out. Get someone older than you to check your work.</p> <p><u>Mathletics</u></p> <p>Complete one or more assigned activities.</p>	<p>You might like to choose an activity from one of the</p> <p>“Break Ideas” sheets</p>	<p><u>Year 3 - The Aboriginal Groups of Sydney</u></p>  <p>Complete Seesaw Activity.</p>





Morning English - Essential	Morning English - Additional	Break 30 Mins	Middle Maths - Essential	Middle Maths - Additional	Break 1 hour	Afternoon PDHPE - Extension
<p><u>Reading and Comprehension</u> Choose a picture book, short story, newspaper article, magazine article or whatever you can find at home and work through the super six comprehension strategies.</p> <p>Before reading, write a short sentence in your book about what you think the text is about. You can use the heading or any images to help you predict.</p> <p>Then as you are reading, write a few short sentences connecting parts of the text to your life, the wider community or the world.</p> <p>Whilst reading, question what is happening, visualise it in your head and monitor how the text is making you feel and think.</p> <p>When you are finished, write a short summary about what the text is about and draw a picture.</p> 	<p><u>Handwriting</u> Complete the next 2 pages in your Handwriting textbook.</p> <p>Make sure you sit with your chair tucked in, feet flat on the floor and a straight book. Use correct pencil grip.</p> <p>When you are finished write a letter to a family member telling them something you love about them to brighten their day!</p> <p><u>Literacy Planet</u> Complete one or more assigned grammar activities.</p>	<p>You might like to choose an activity from one of the "Break Ideas" sheets</p>	<p><u>Maths Mentals Book</u> Complete one column. Time yourself and mark with a calculator.</p> <p><u>Tessellation</u> What is a tessellation? <i>A pattern of shapes with no gaps or overlaps.</i></p> <p>The only 3 regular shapes that tessellate are: squares, triangles and hexagons. Why do you think that might be? Draw on an A4 paper to create 'Aladdin's Magic Carpet' (see picture below for an example) by choosing a shape to tessellate. You can colour it in with paints, pencils or textas. Upload a photo to Seesaw once you are done!</p>  <p><u>Mathletics Booklet – Year 3</u> Please complete Pages 10 and 11.</p>	<p><u>Daily Number Challenge</u></p>  <p>Today's number is 8. The extension number is 120.</p> <ol style="list-style-type: none"> add 62 what is half? takeaway 33 multiply by 6 divide by 2 add 84 <p><u>Problem Solving Booklet</u> Complete a page of your Problem Solving Booklet, showing all working out. Get someone older than you to check your work.</p> <p><u>Mathletics</u> Complete one or more assigned activities.</p>	<p>You might like to choose an activity from one of the "Break Ideas" sheets</p>	<p><u>Personal Development - Cyber Safety</u> Go to the following website and read all the tips for being safe online: https://www.esafety.gov.au/kids/i-want-help-with/being-safe-online</p> <p>Pick one of the 10 tips and create an interesting, informative and engaging poster for other kids your age.</p> <p><u>Physical Activity</u> You will have a session of physical education with Mr DJ at school this week.</p> <p>If you are not attending school this week, pick one of the previous Physical Activities we have set for you over the last few weeks or pick something from the Fitness Break Ideas sheet. You can find the previous week's work and the Break Ideas sheets on our school website: https://turrumurra-p.schools.nsw.gov.au/learning-from-home/year-3---4-stage-2-.html</p>



Morning English - Essential	Morning English - Additional	Break 30 Mins	Middle Maths - Essential	Middle Maths - Additional	Break 1 hour	Afternoon STEM - Extension
<p>Writing - Persuasive Texts Using the OREO template write a persuasive text on the topic: "School should only be four days".</p> <p>Write it out using your neatest handwriting in your writing book.</p> <p>Make sure you include:</p> <ul style="list-style-type: none"> - A clear opening statement explaining your opinion - 3 reasons supported by examples, each in a separate paragraph - A concluding paragraph stating your opinion again <p>Throughout the text you should be using:</p> <ul style="list-style-type: none"> - rhetoric questions - high modality words - emotive language - superlatives - capital letters and full stops <p>Edit your work before finishing.</p> <p>When you have written it, you can record yourself reading it in a video or voice recording and upload it to the activity on Seesaw.</p>	<p>Spelling Complete the next unit in your Soundwaves book.</p> <p>Make sure you understand the spelling rules in the unit and when you are done mark it with an older sibling or adult.</p> <p>Make sure you do the challenge too!</p> <p>Literacy Planet Complete one or more assigned grammar activities.</p>	<p>You might like to choose an activity from one of the "Break Ideas" sheets</p>	<p>Maths Mentals Book Complete one column. Time yourself and mark with a calculator.</p> <p>Nets Did you know that 3D objects have nets?</p> <p>Nets are the flat version of a 3D object. Once put together creates the 3D object.</p> <p>Here is an example of cube net.</p>  <p>Try drawing your own net of a cube and cutting it out to see if you can create your very own cube!</p> <p>Extension: Try doing this with a different 3D object.</p> <p>Mathletics Booklet – Year 3 2D Space- Nets Please complete Pages 19, 20 and 21.</p>	<p>Daily Number Challenge</p>  <p>Today's number is 3. The extension number is 26.</p> <ol style="list-style-type: none"> 1. multiply by 6 2. add 30 3. round to the nearest 10 4. divide by 5 5. what is half? 6. plus 73 <p>Problem Solving Booklet Complete a page of your Problem Solving Booklet, showing all working out. Get someone older than you to check your work.</p> <p>Mathletics Complete one or more assigned activities.</p>	<p>You might like to choose an activity from one of the "Break Ideas" sheets</p>	<p>Board Game Fun <u>Challenge:</u> Design and create a board game suitable for 4 players that focuses on number facts. Don't forget to come up with a fun name for your board game.</p> <p><u>Suggested Materials:</u> buttons, cardboard, paper, pens, pencils, textas, masking tape, ruler, scissors</p> <p>When completed play it with your family and upload the rules and instructions and a picture of the board game to seesaw for your teacher to see.</p> <p>Languages – Mandarin Work on an activity from the Year 3 and/or Year 4 section of the school website: https://turrumurra-p.schools.nsw.gov.au/learning-from-home/multiple-subject-areas/mandarin.html</p>



Friday – 22.05.20 – Week 4

Morning Sport - Essential	Morning English - Additional	Break 30 Mins	Middle Maths - Essential	Middle Finish off time - Additional	Break 1 hour	Afternoon Creative Arts - Extension
<p>Obstacle Course</p> <p>Create an obstacle course for your family – they can help too if they can. Your obstacle course has to include at least 5 of the following activities</p> <ol style="list-style-type: none"> 1. hopscotch 2. balancing 3. hopping 4. skipping - with or without a rope 5. throwing/catching something 6. dodging 7. walking backwards 8. crawling 9. aim - trying to hit a target with something 10. push up 11. squats 12. high knees 13. running 14. jumping 15. star jumps  <p>Draw the plan up on a piece of paper and then go out and create it.</p> <p>Have fun completing the obstacle course!</p> <p>Film yourself or a family member completing it and upload a video/photo to Seesaw for your teacher to see.</p> <p>If you can't do this task, there are other fitness ideas on the school website you can choose from (or pick your own).</p>	<p>SQUIZ Kids Podcast - Episode</p> <p>With your parents' permission listen to today's episode of The SQUIZ Kids Podcast. Here is the link: https://www.squizkids.com.au/</p> <p>In your 'My Book' write down interesting things you learnt from listening to the podcast. You may need to pause it so you have time to write. Try and write at least 1 page of notes. Don't forget to write a heading and a date in your book.</p> <p>Literacy Planet Complete one or more assigned grammar activities.</p>	<p>You might like to choose an activity from one of the "Break Ideas" sheets</p>	<p>Maths Mentals Book Complete one column. Time yourself and mark with a calculator.</p> <p>2D and 3D Space</p>  <p>Create radical robots using nets of 3D objects.</p> <p>Success Criteria:</p> <ol style="list-style-type: none"> 1. Plan, draw and label the robot in your books 2. Begin cutting and creating the nets for your 3D shapes 3. Colour, draw and label your shapes on your robot. <p>If you need help with nets, there will be some ready for you on Seesaw.</p>	<p>Catch up time Go over any of the previous maths work that you have missed.</p> <p>Problem Solving Booklet Complete a page of your Problem Solving Booklet, showing all working out. Get someone older than you to check your work.</p> <p>Mathletics Complete one or more assigned activities.</p>	<p>You might like to choose an activity from one of the "Break Ideas" sheets</p>	<p>Visual Arts Go into your backyard or on a walk around your neighbourhood and collect autumn leaves. Try and collect all different colours, shapes, sizes and textures. Using crayons/pencils create rubbings of your leaves in the top third of a piece of paper. Overlap them to create dimension. Next, draw the trunk of your tree. You can even glue some of your leaves on to the tree too.</p> <p>Music You will have a music lesson with Miss Strahle at school this week. If you are not attending school this week, please pick a music task from the "Music Choice Board" on the school website: https://turrumurra-p.schools.nsw.gov.au/learn-from-home/multiple-subject-areas/music.html</p>